Statistik Pasar Modal Indonesia

Oktober 2026

Catatan:
1. Data merepresentasikan posisi hari Bursa terakhir di bulan Oktober 2026.
2. Data Demografi dan Sebaran Investor Domestik mencakup seluruh data investor Pasar Modal Indonesia.
3. Nilai aset pada Demografi dan Sebaran Investor adalah data aset yang disimpan dan dikelola di sistem KSEI (C-BEST dan S-INVEST).
4. C-BEST: platform elektronik yang mendukung aktivitas penyelesaian transaksi saham dan surat berharga lainnya.
5. S-INVEST: platform elektronik yang mengadministrasikan pelaporan dan penyelesaian transaksi reksa dana.

Resilient by Design:
Fostering Trust and Growth
through Embracing Advancement

Pertumbuhan Investor

Per Akhir Oktober 2026

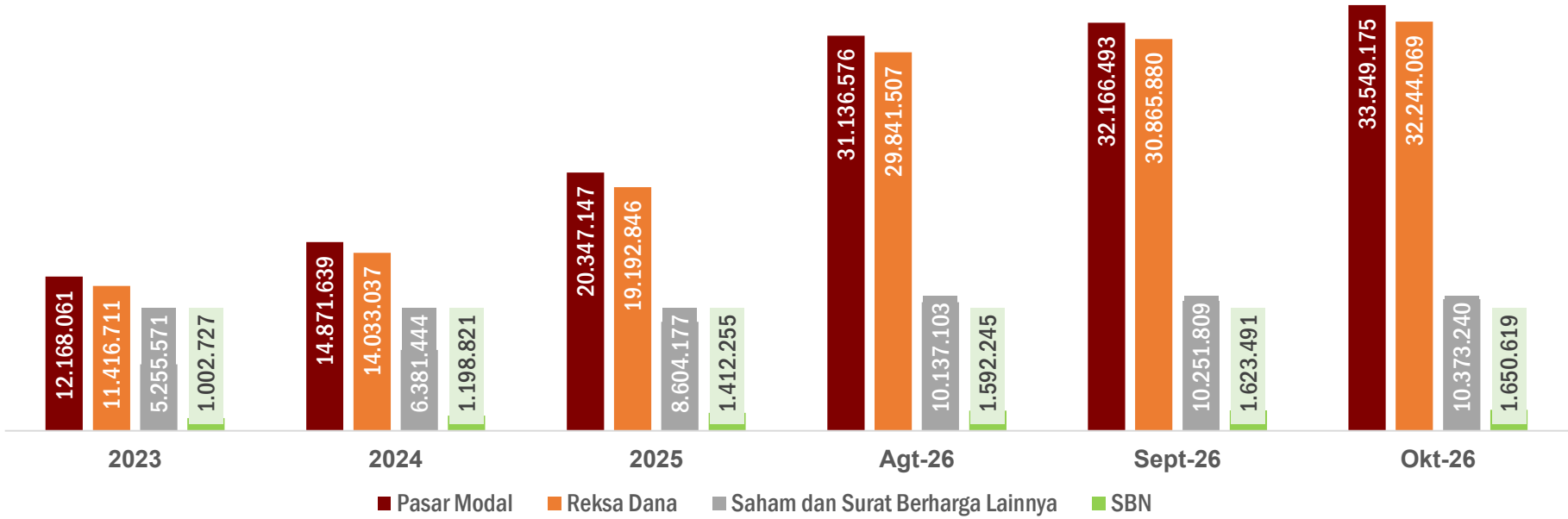

SID	Pertumbuhan investor					
	2023	2024	2025	Aug-26	Sep-26	Okt-26
Pasar Modal	18,01% ↑	22,22% ↑	36,82% ↑	3,57% ↑	3,31% ↑	4,30% ↑
Reksa Dana	18,87% ↑	22,92% ↑	36,77% ↑	3,71% ↑	3,43% ↑	4,47% ↑
Saham dan Surat Berharga Lainnya*	18,37% ↑	21,42% ↑	34,83% ↑	1,05% ↑	1,13% ↑	1,18% ↑
SBN	20,60% ↑	19,56% ↑	17,80% ↑	1,23% ↑	1,96% ↑	1,67% ↑

*Tersimpan di sistem KSEI

Resilient by Design:
Fostering Trust and Growth
through Embracing Advancement

Komposisi Investor Individu-Institusi

Per Akhir Oktober 2026

Komposisi Individu-Institusi

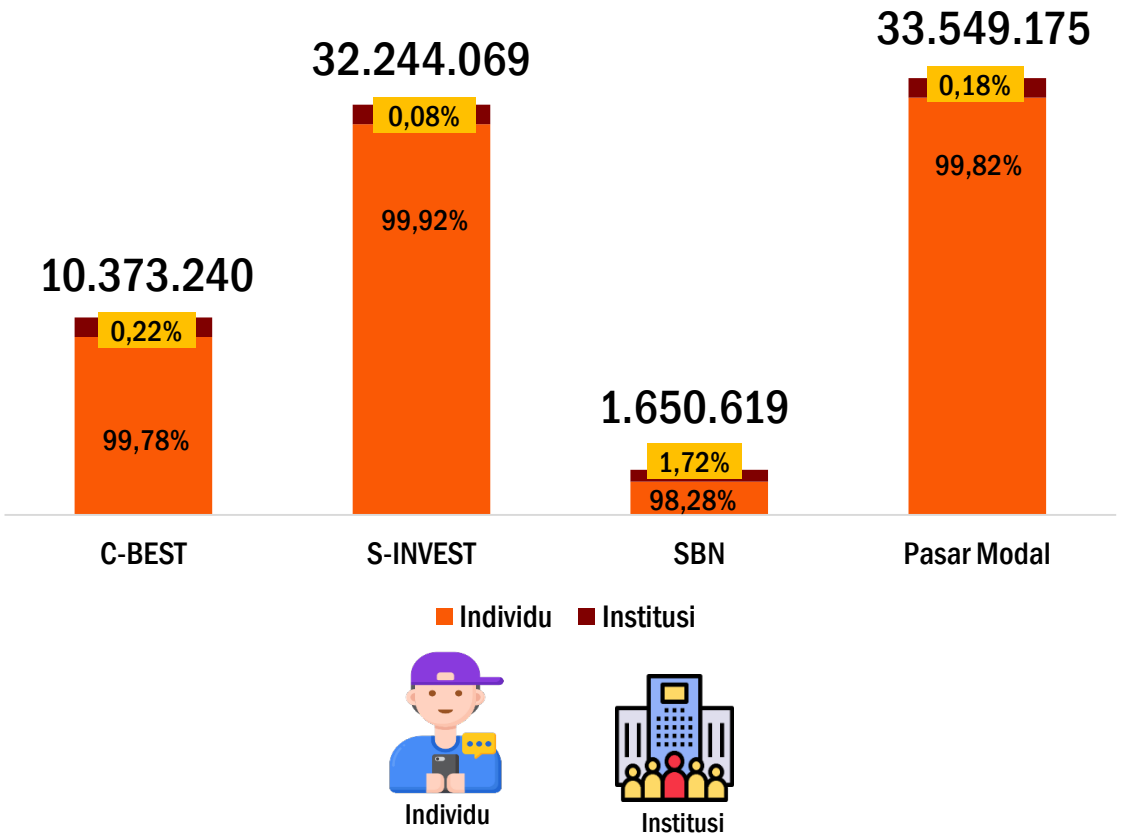

Komposisi Detail Investor

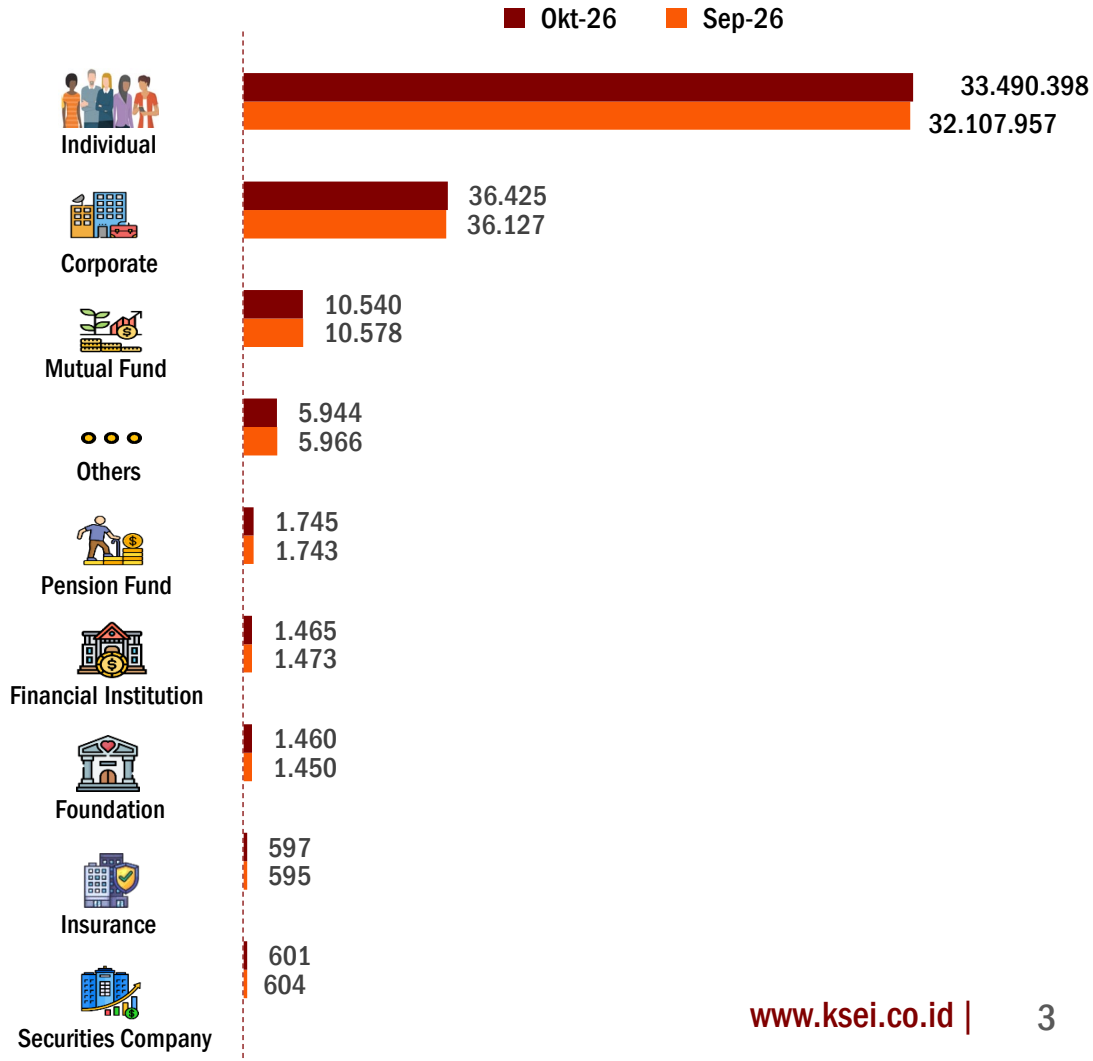

Resilient by Design:
Fostering Trust and Growth
through Embracing Advancement

Komposisi Investor Lokal-Asing

Per Akhir Oktober 2026

Komposisi Investor

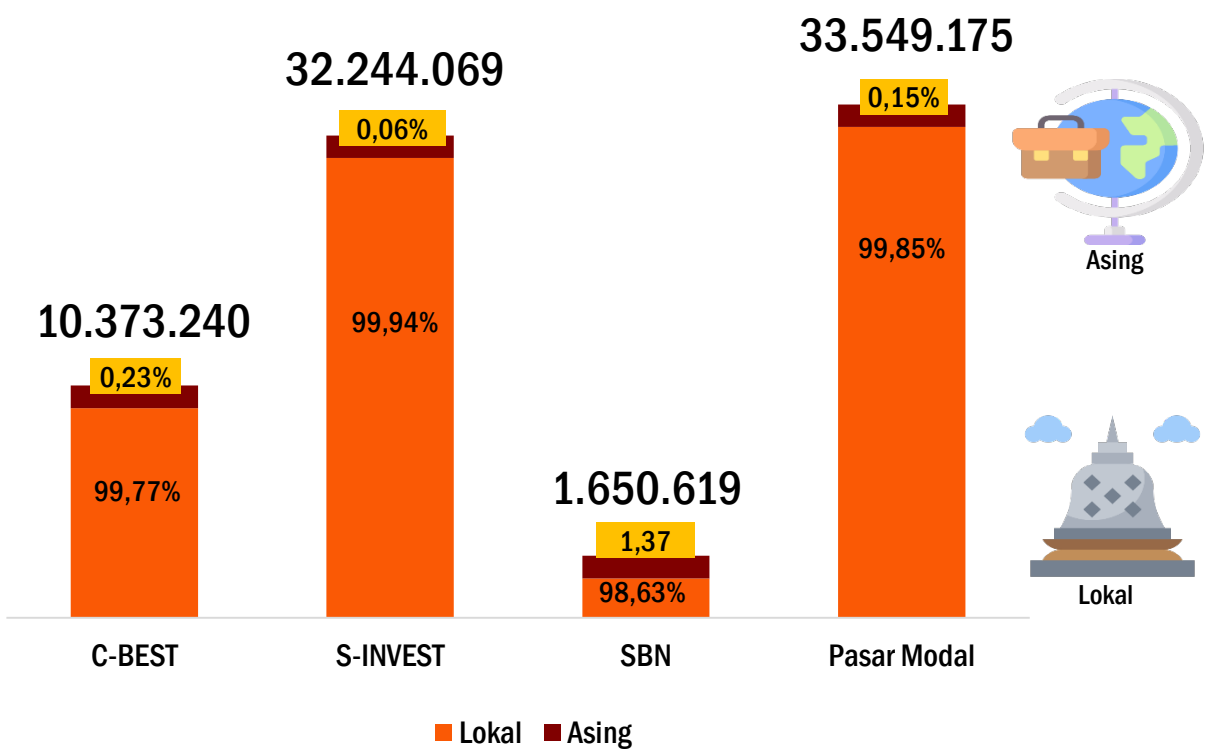

Komposisi Aset

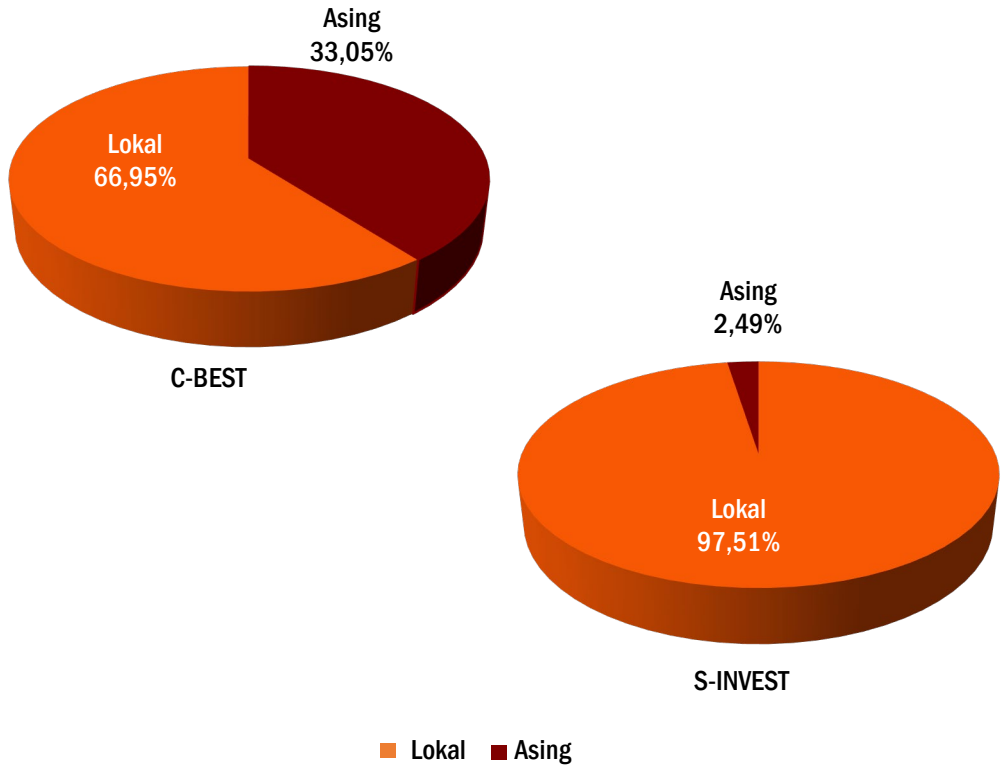

Resilient by Design:
Fostering Trust and Growth
through Embracing Advancement

Demografi Investor Individu (1/2)

Per Akhir Oktober 2026

Jenis Kelamin

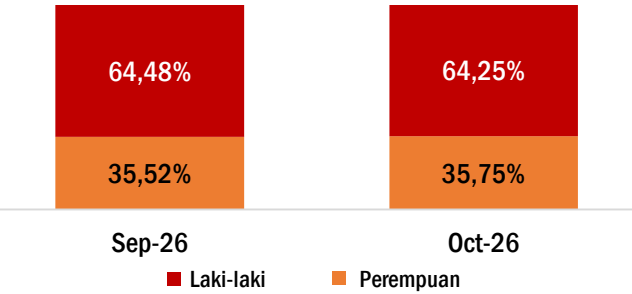

Jenis Kelamin	Aset	
	Sep-26	Okt-26
Laki-laki	Rp1.165,63 T Rp132,97 T	Rp914,96 T Rp112,33 T
Perempuan	Rp408,18 T Rp120,20 T	Rp366,11 T Rp105,71 T

Pekerjaan

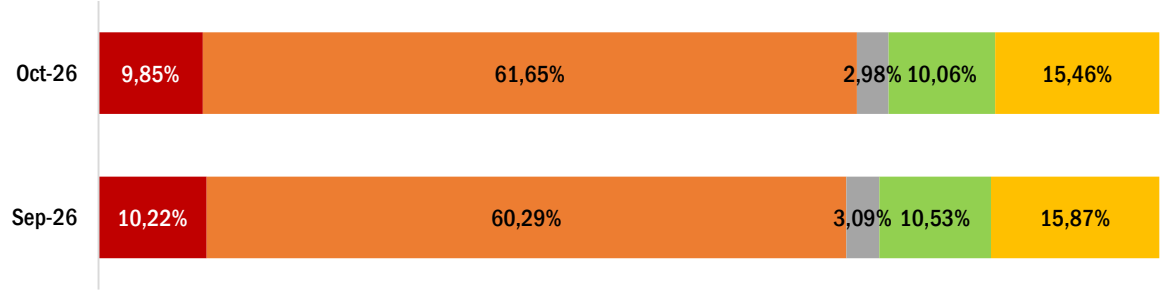

Pekerjaan	Aset	
	Sep-26	Okt-26
Pengusaha	Rp502,15 T Rp93,61 T	Rp426,32 T Rp78.74 T
Pegawai Negeri, Swasta, dan Guru	Rp500,18 T Rp82,16 T	Rp388,03 T Rp70,02 T
Ibu Rumah Tangga	Rp79,24 T Rp21,62 T	Rp72,93 T Rp18,86 T
Pelajar	Rp18,81 T Rp16,61 T	Rp17,12 T Rp16,01 T
Lainnya	Rp494,08 T Rp39,13 T	Rp394,43 T Rp34,37 T

Pendidikan

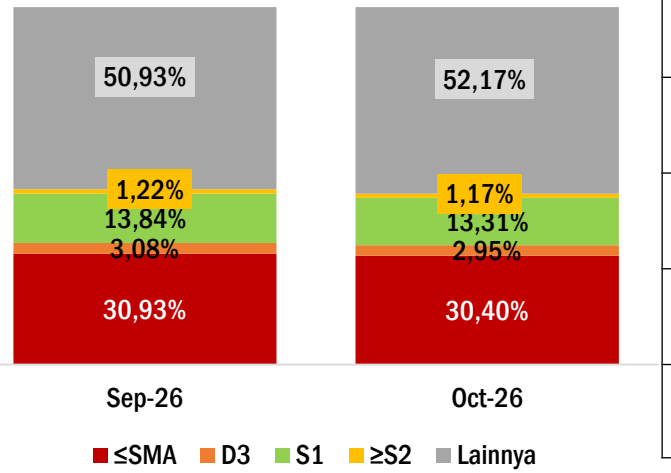

Pendidikan	Aset	
	Sep-26	Okt-26
≤SMA	Rp182,83 T Rp40,51 T	Rp164,67 T Rp36,67 T
D3	Rp54,98 T Rp9,48 T	Rp50,07 T Rp8,94 T
S1	Rp751,69 T Rp152,44 T	Rp616,22 T Rp130,97 T
≥S2	Rp166,23 T Rp34,97 T	Rp150,18 T Rp27,16 T
Lainnya*	Rp49,12 T Rp14,55 T	Rp42,79 T Rp13,39 T

*Informasi tidak didefinisikan oleh investor

Resilient by Design:
Fostering Trust and Growth
through Embracing Advancement

1. Data aset berwarna jingga merepresentasikan kepemilikan di C-BEST
2. Data aset berwarna biru merepresentasikan kepemilikan di S-INVEST

Demografi Investor Individu (2/2)

Per Akhir Oktober 2026

Usia

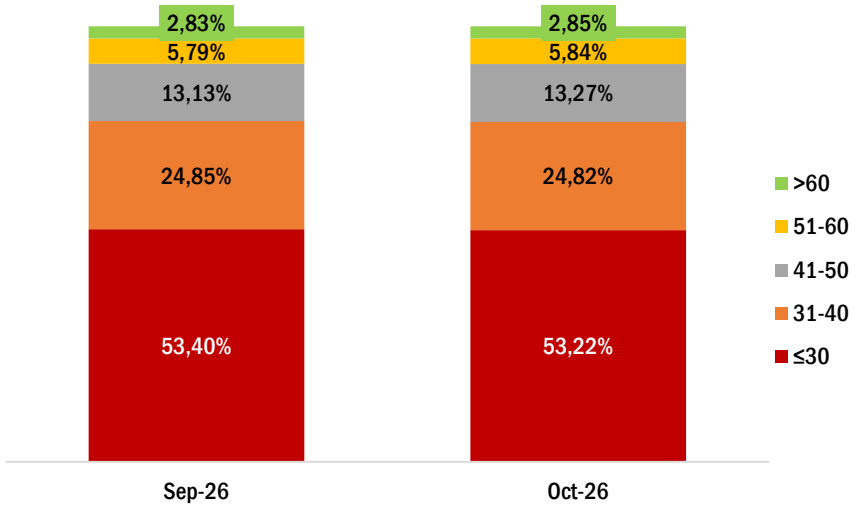

Usia	Aset	
	Sep-26	Okt-26
≤30	Rp50,21 T Rp20,56 T	Rp43,76 T Rp19,54 T
31-40	Rp267,72 T Rp34,88 T	Rp227,41 T Rp32,64 T
41-50	Rp218,96 T Rp43,00 T	Rp193,15 T Rp37,08 T
51-60	Rp287,75 T Rp54,34 T	Rp257,11 T Rp46,45 T
>60	Rp769,80 T Rp100,38 T	Rp577,37 T Rp82,33 T

Penghasilan

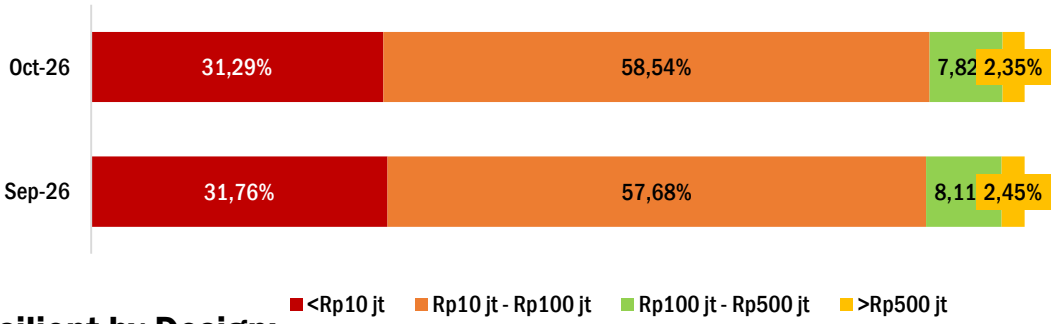

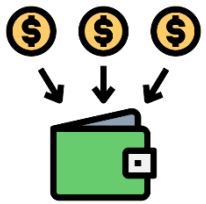

Penghasilan	Aset	
	Sep-26	Okt-26
<Rp10 jt	Rp168,83 T Rp18,18 T	Rp140,74 T Rp16,61 T
Rp10 jt - Rp100 jt	Rp214,85 T Rp66,45 T	Rp196,33 T Rp60,29 T
Rp100 jt - Rp500 jt	Rp286,64 T Rp68,50 T	Rp226,06 T Rp61,45 T
>Rp500 jt	Rp584,33 T Rp99,64 T	Rp489,82 T Rp79,37 T

Resilient by Design:
Fostering Trust and Growth through Embracing Advancement

1. Data aset berwarna jingga merepresentasikan kepemilikan di C-BEST
2. Data aset berwarna biru merepresentasikan kepemilikan di S-INVEST

Sebaran Investor Domestik

Per Akhir Oktober 2026

1 Jawa*

Investor

Okt-26	Sep-26
62,17%	64,43%

Asset

Okt-26	Sep-26
Rp4.177,77 T (91,95 %) Rp537,76 T (91,41 %)	Rp4.917,01 T (94,38%) Rp 571,55 T (91,32%)

2 Sumatra

Investor

Okt-26	Sep-26
20,97%	19,61%

Asset

Okt-26	Sep-26
Rp114,09 T (2,51%) Rp25,71 T (4,37%)	Rp121,89 T (2,34%) Rp27,97 T (4,47%)

3 Kalimantan

Investor

Okt-26	Sep-26
5,95%	5,57%

Asset

Okt-26	Sep-26
Rp203,83 T (4,49%) Rp9,77 T (1,66%)	Rp127,20 T (2,44%) Rp10,45 T (1,67%)

4 Sulawesi

Investor

Okt-26	Sep-26
6,12%	5,79%

Asset

Okt-26	Sep-26
Rp23,80 T (0,52%) Rp5,88 T (1,00%)	Rp18,75 T (0,36%) Rp6,04 T (0,96%)

5 Bali, NTT, dan NTB

Investor

Okt-26	Sep-26
3,78%	3,62%

Asset

Okt-26	Sep-26
Rp19,39 T (0,43%) Rp7,96 T (1,35%)	Rp20,33 T (0,39%) Rp8,62 T (1,38%)

6 Maluku dan Papua

Investor

Okt-26	Sep-26
1,01%	0,98%

Asset

Okt-26	Sep-26
Rp4,43 T (0,10%) Rp1,25 T (0,21%)	Rp4,50 T (0,09%) Rp1,28 T (0,20%)

Resilient by Design:
Fostering Trust and Growth through Embracing Advancement

Catatan:
1. Jawa termasuk Investor DKI Jakarta (SID: 10,30% Aset C-BEST 80,16% dan S-INVEST 73,72% senilai Rp 4.075,58 T)
2. Data aset berwarna jingga merepresentasikan kepemilikan di C-BEST dan biru merepresentasikan kepemilikan di S-INVEST

Pertumbuhan Nilai Aset di C-BEST

Per Akhir Oktober 2026

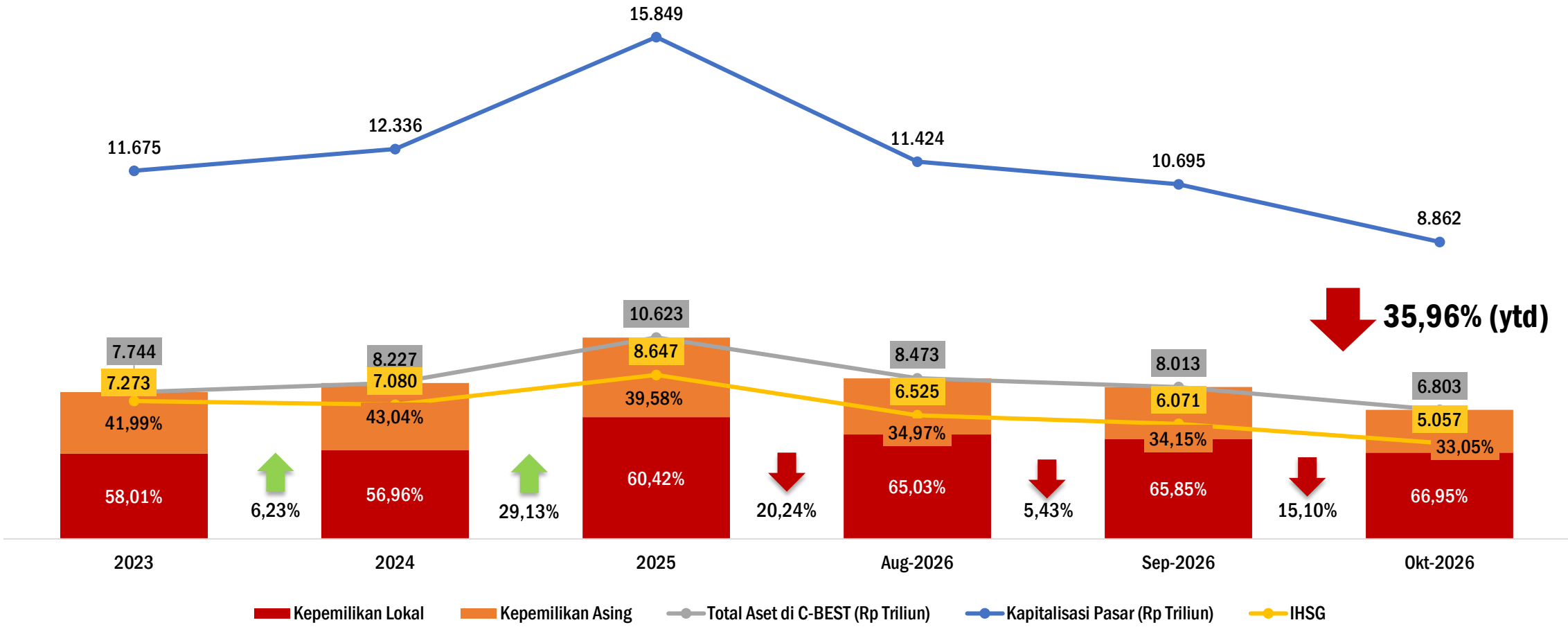

Resilient by Design:
Fostering Trust and Growth
through Embracing Advancement

Detail Aset Tercatat di C-BEST

Per Akhir Oktober 2026

Tipe Efek	Jumlah Efek		Nilai Efek						Jumlah Investor			
			% Lokal		% Asing		Total (Rp Triliun)		% Lokal		% Asing	
	Okt 26	Sep 26	Okt 26	Sep 26	Okt 26	Sep 26	Okt 26	Sep 26	Okt 26	Sep 26	Okt 26	Sep 26
Equity	1.005	1.005	60,37%	60,33%	39,63%	39,67%	5.640,96	6.864,81	99,66%	99,61%	0,34%	0,39%
Corporate Bond	935	927	99,13%	99,11%	0,87%	0,89%	477,56	467,26	93,86%	99,13%	6,14%	0,87%
Government Bond	73	71	99,42%	99,41%	0,58%	0,59%	177,84	174,52	99,61%	99,62%	0,39%	0,38%
Warrant	11	11	69,76%	69,25%	30,24%	30,75%	0,31	0,49	99,95%	99,94%	0,05%	0,06%
HMETD	1	2	72,68%	89,13%	27,32%	10,87%	0,00	0,05	99,80%	99,86%	0,20%	0,14%
Term Notes	169	169	99,12%	99,12%	0,88%	0,88%	94,54	94,54	57,02%	98,44%	42,98%	1,56%
Negotiable Certificate of Deposit	23	23	100,00%	100,00%	0,00%	0,00%	3,14	3,14	0,00%	100,00%	100,00%	0,00%
Mutual Fund	48	48	73,92%	75,10%	26,08%	24,90%	10,62	11,38	99,83%	99,87%	0,17%	0,13%
SBSN	54	54	99,94%	99,95%	0,06%	0,05%	267,43	266,84	99,89%	99,96%	0,11%	0,04%
SPN	7	8	100,00%	100,00%	0,00%	0,00%	0,55	0,59	0,00%	100,00%	100,00%	0,00%
Sukuk	367	359	99,88%	99,88%	0,12%	0,12%	112,41	109,50	80,80%	99,43%	19,20%	0,57%
EBA	7	7	100,00%	100,00%	0,00%	0,00%	3,21	3,21	97,31%	100,00%	2,69%	0,00%
Dana Investasi Real Estate	3	3	62,08%	62,10%	37,92%	37,90%	9,15	9,15	98,29%	99,24%	1,71%	0,76%
Equity Crowdfunding	278	276	99,67%	99,67%	0,33%	0,33%	0,65	0,64	99,92%	99,98%	0,08%	0,02%
Debt Crowdfunding	26	26	71,82%	71,85%	28,18%	28,15%	0,06	0,06	98,04%	99,76%	1,96%	0,24%
Sukuk Crowdfunding	175	171	99,85%	99,86%	0,15%	0,14%	0,31	0,31	99,91%	99,97%	0,09%	0,03%
Structured Warrant	533	571	100,00%	100,00%	0,00%	0,00%	2,00	3,67	99,93%	99,98%	0,07%	0,02%
Bank Indonesia Rupiah Securities	13	15	68,74%	73,97%	31,26%	26,03%	0,62	0,75	0,00%	90,00%	100,00%	10,00%
Commercial Paper	1	1	100,00%	100,00%	0,00%	0,00%	0,40	0,40	20,00%	100,00%	80,00%	0,00%
Perpetual Bonds	3	3	99,99%	100,00%	0,01%	0,00%	1,56	1,56	61,36%	100,00%	38,64%	0,00%
Electronic Gold Reciepts	1	1	100,00%	100,00%	0,00%	0,00%	0,11	0,12	0,00%	100,00%	100,00%	0,00%
TOTAL	3.733	3.751	66.95%	65,85%	33,05%	34,15%	6.803,43	8.013,00	99,65%	99,67%	0,35%	0,33%

Komposisi Kepemilikan Investor Institusi

Per Akhir Oktober 2026

C-BEST (All)

Persentase Nilai Aset

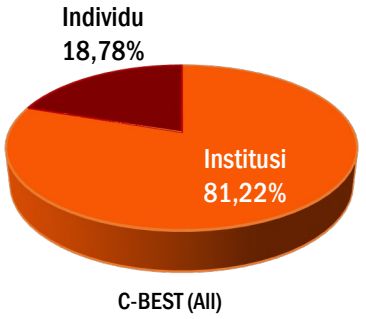

Jumlah Investor

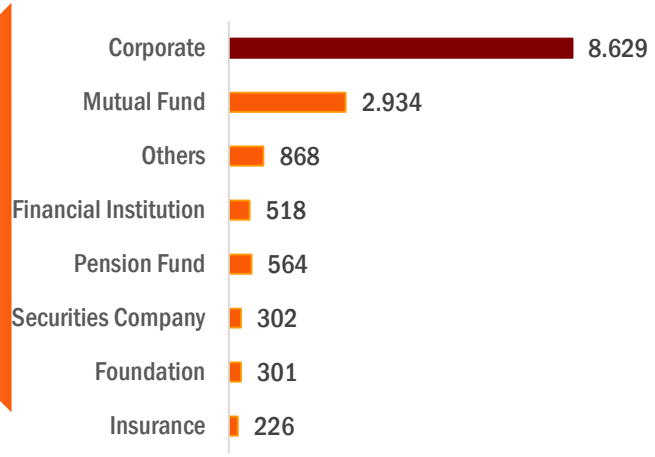

Nilai Efek (Triliun Rupiah)

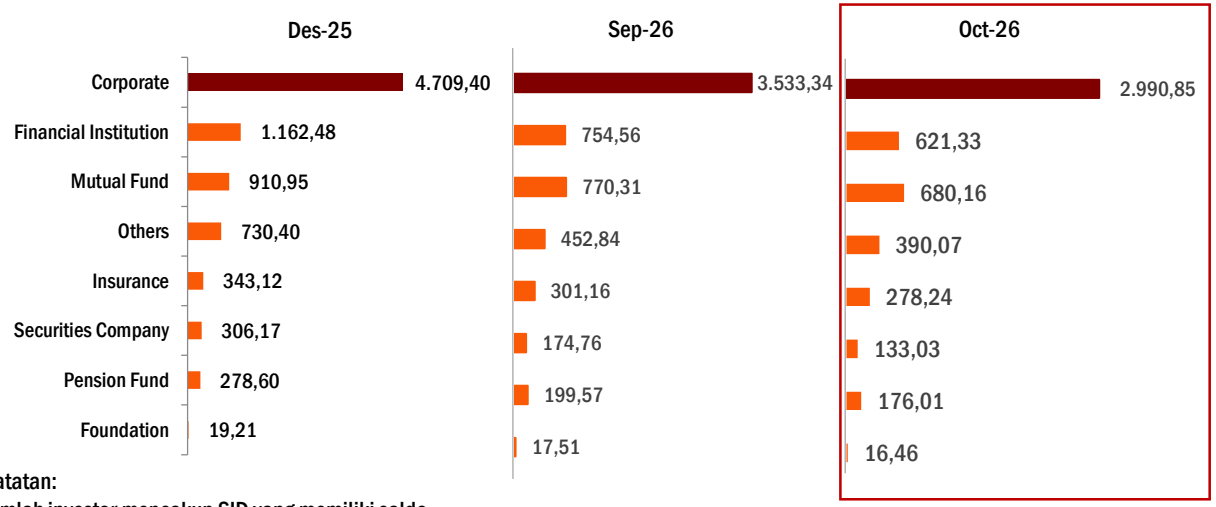

Catatan:
Jumlah investor mencakup SID yang memiliki saldo

C-BEST (Saham)

Persentase Nilai Aset

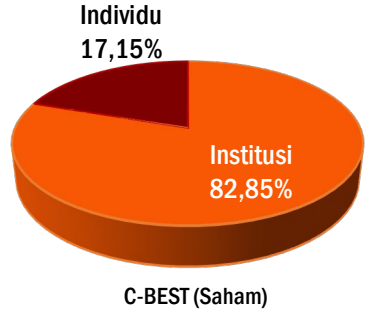

Jumlah Investor

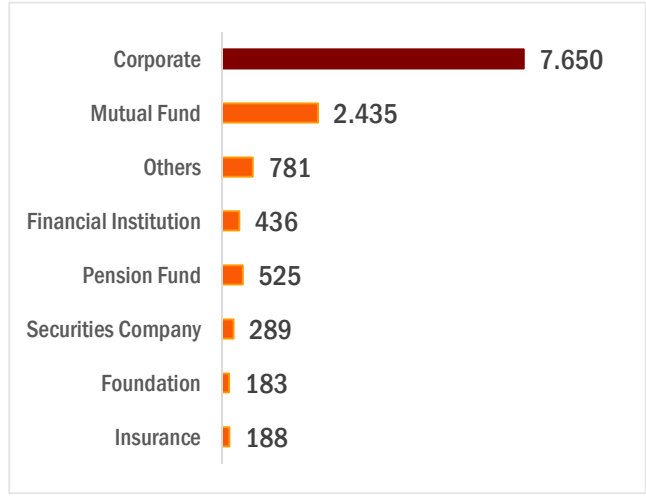

Nilai Efek (Triliun Rupiah)

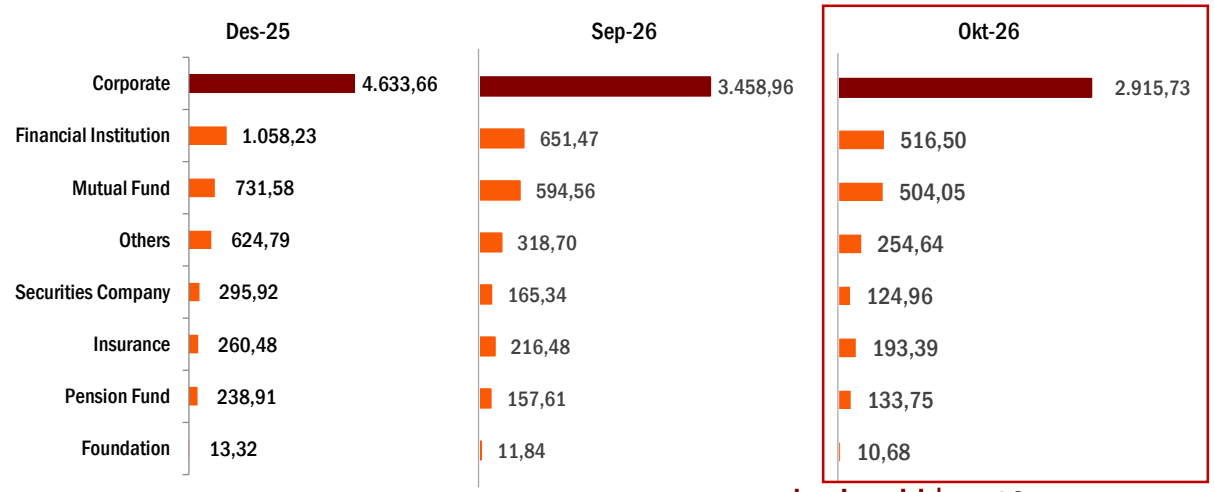

Pertumbuhan AUM di S-INVEST

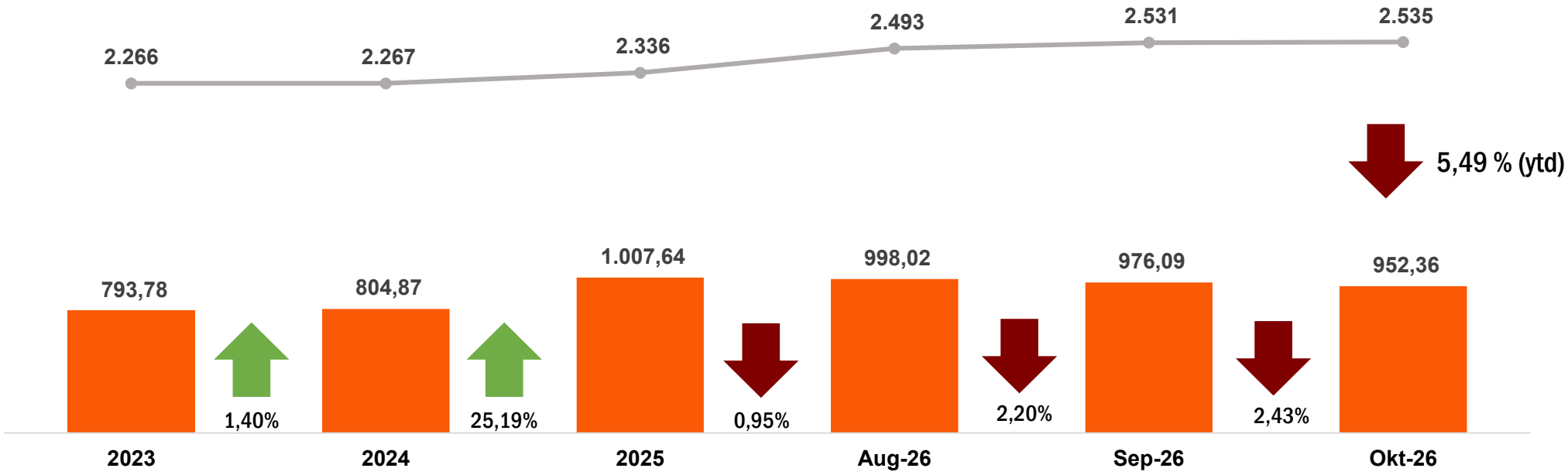

Tahun	2023	2024	2025	2026
Frekuensi *Subscription*	17.948.081	15.937.601	20.631.492	30.762.402
Frekuensi *Redemption*	6.958.783	7.399.804	9.414.601	18.809.557

Catatan:
Data AUM Agustus ditarik pada tanggal 14 September 2026 pukul 07.55
Data AUM September ditarik pada tanggal 12 Oktober 2026 pukul 08.22
Data AUM Oktober ditarik pada tanggal 11 November 2026 pukul 09.24

AUM di S-INVEST

Tipe Produk Investasi	Jumlah Produk Investasi		Total AUM (Rp Triliun)	
	Okt 2026	Sep 2026	Okt 2026	Sep 2026
Capital Protected Fund	336	336	148,73	146,97
Equity Fund	224	234	55,97	65,13
Fixed Income Fund	285	286	200,56	211,23
Money Market Fund	201	202	127,35	122,75
Mixed Asset Fund	151	150	33,03	35,27
Private Equity Fund	31	32	18,09	18,06
Exchange Traded Fund	47	47	15,21	16,54
Index Fund	45	45	8,25	9,32
Global Fund	38	38	25,87	24,16
Infrastructure Fund	5	5	1,98	1,99
Sukuk Based Fund	12	14	5,18	5,83
Real Estate Investment Trust	6	6	11,27	11,27
Discretionary Fund	1.154	1.136	300,88	307,57
Total	2.535	2.531	952,36	976,09

Catatan:
Data AUM September ditarik pada tanggal 12 Oktober 2026 pukul 08.22
Data AUM Oktober ditarik pada tanggal 11 November 2026 pukul 09.24

Komposisi Kepemilikan Investor Institusi

Per Akhir Oktober 2026

S-INVEST

Persentase Nilai AUM*

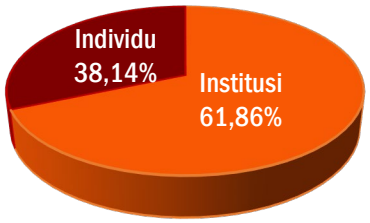

S-INVEST

Jumlah Investor



Nilai AUM Reksa Dana (Triliun Rupiah)

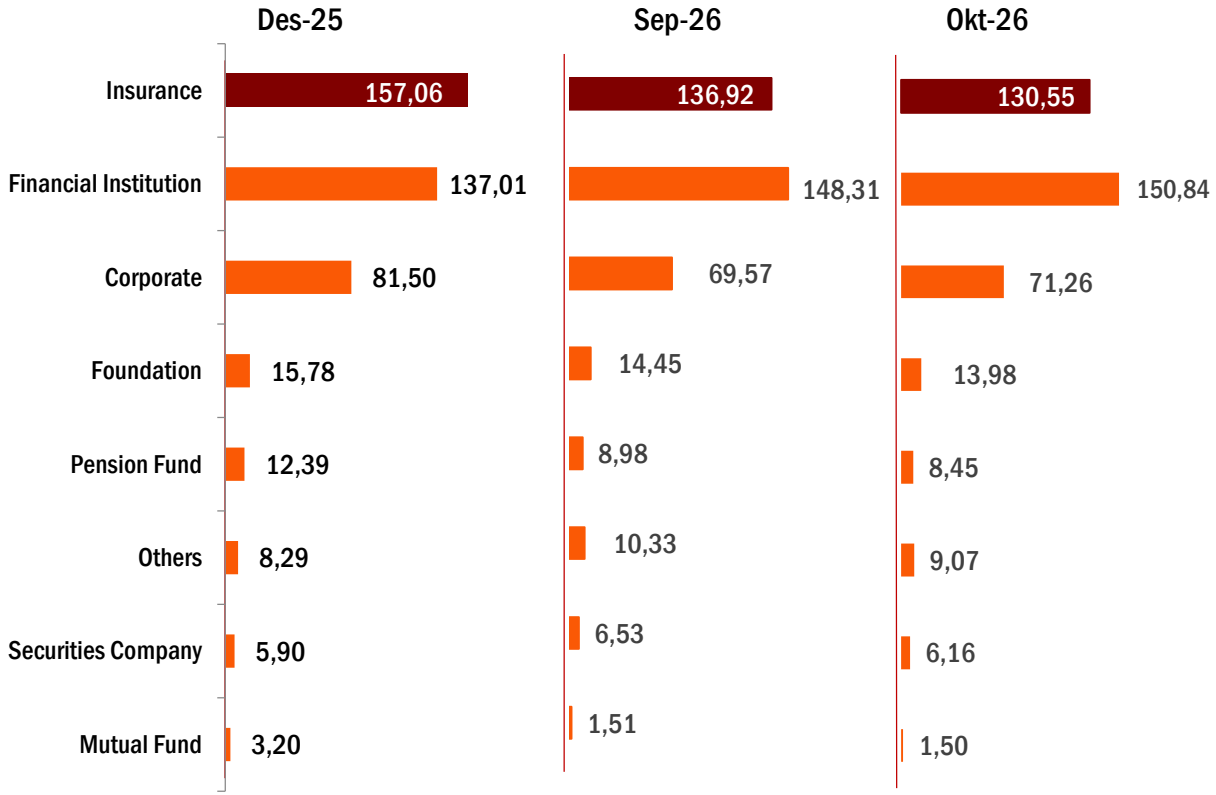

Catatan:
Jumlah investor mencakup SID yang memiliki saldo
*Tidak termasuk KPD

Resilient by Design:
Fostering Trust and Growth
through Embracing Advancement

ksei

Indonesia Central
Securities Depository

PT Kustodian Sentral Efek Indonesia
Gedung Bursa Efek Indonesia Tower II Lt. 3
Jl. Jend Sudirman Kav. 52-53, Jakarta 12190
Call Center: (62-21) 515 2855
Toll Free: 0800 186 5734

Email: psp@ksei.co.id

www.ksei.co.id
@ksei.official
KSEI
@OfficialKSEI
Kustodian Sentral Efek Indonesia
Kustodian Sentral Efek Indonesia
ksei.official