

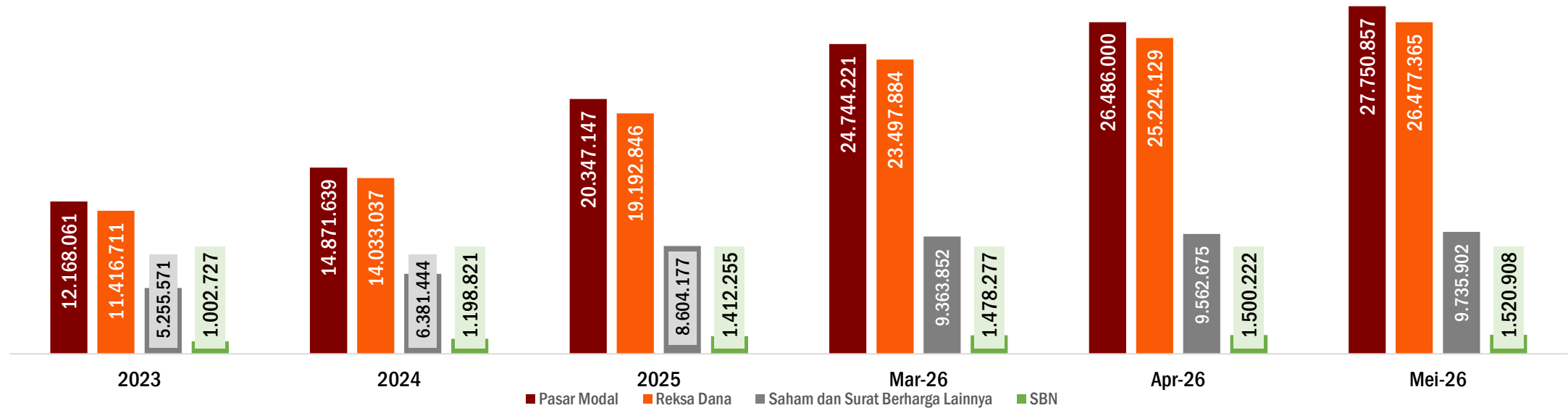
Statistik Pasar Modal Indonesia

Mei 2026

Catatan:

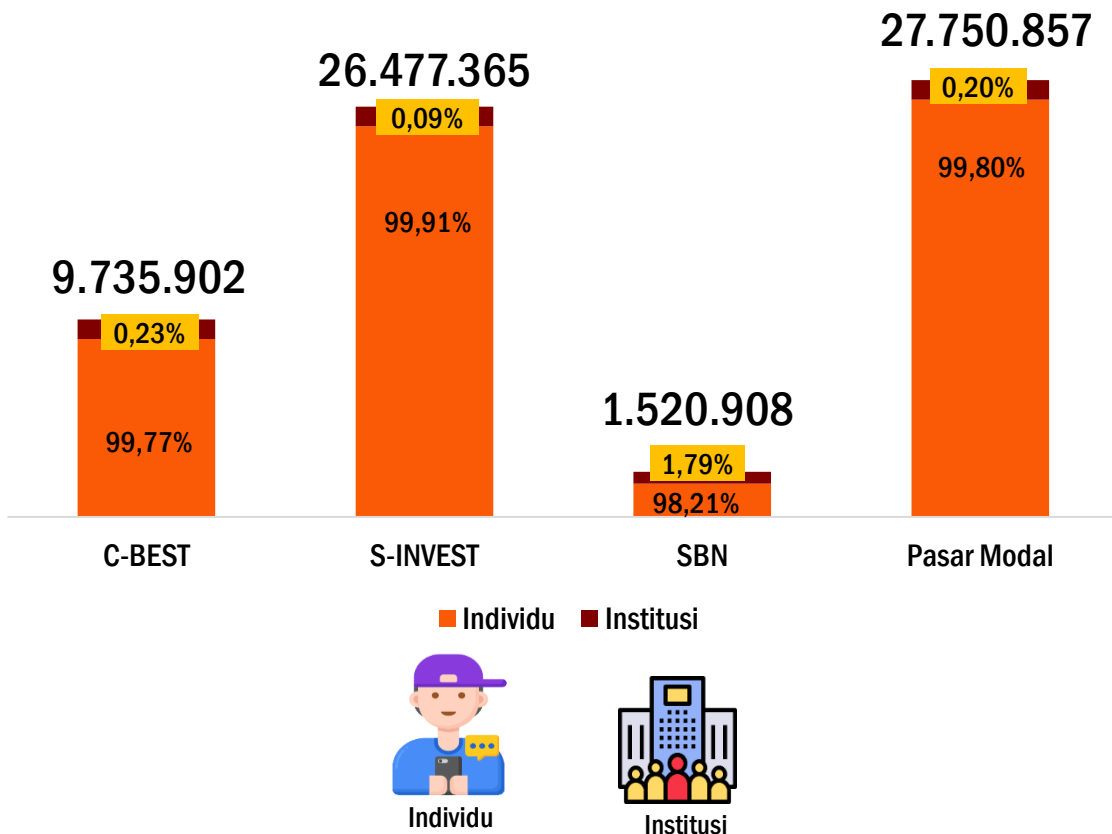
1. Data merepresentasikan posisi hari Bursa terakhir di bulan Mei 2026.
2. Data Demografi dan Sebaran Investor Domestik mencakup seluruh data investor Pasar Modal Indonesia.
3. Nilai aset pada Demografi dan Sebaran Investor adalah data aset yang disimpan dan dikelola di sistem KSEI (C-BEST dan S-INVEST).
4. **C-BEST**: platform elektronik yang mendukung aktivitas penyelesaian transaksi saham dan surat berharga lainnya.
5. **S-INVEST**: platform elektronik yang mengadministrasikan pelaporan dan penyelesaian transaksi reksa dana.

Resilient by Design:
Fostering Trust and Growth
through Embracing Advancement



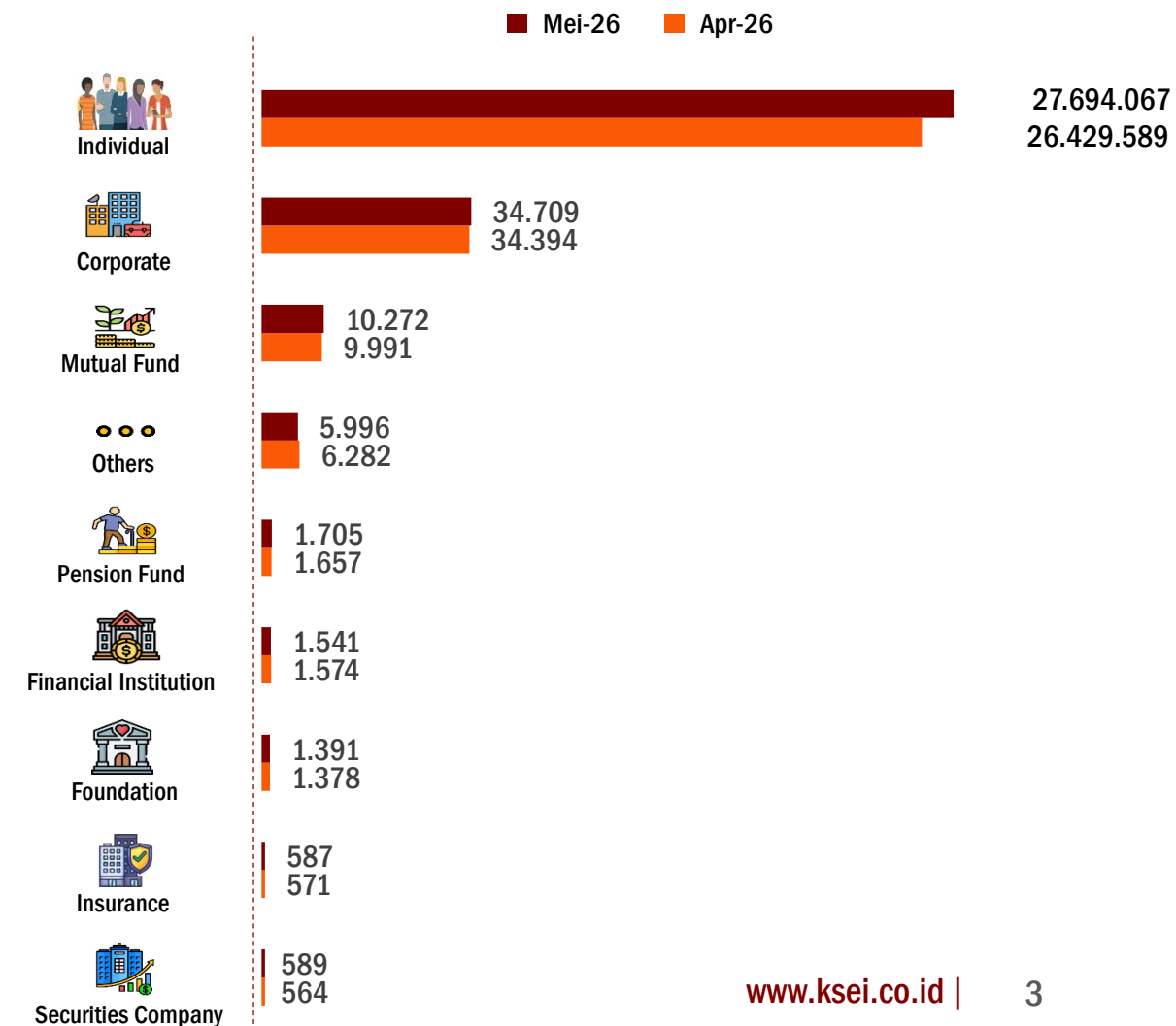
SID	Pertumbuhan investor					
	2023	2024	2025	Mar-26	Apr-26	Mei-26
Pasar Modal	18,01% ↑	22,22% ↑	36,82% ↑	7,73% ↑	7,04% ↑	4,78% ↑
Reksa Dana	18,87% ↑	22,92% ↑	36,77% ↑	8,14% ↑	7,35% ↑	4,97% ↑
Saham dan Surat Berharga Lainnya*	18,37% ↑	21,42% ↑	34,83% ↑	1,83% ↑	2,12% ↑	1,81% ↑
SBN	20,60% ↑	19,56% ↑	17,80% ↑	1,45% ↑	1,48% ↑	1,38% ↑

Komposisi Individu-Institusi

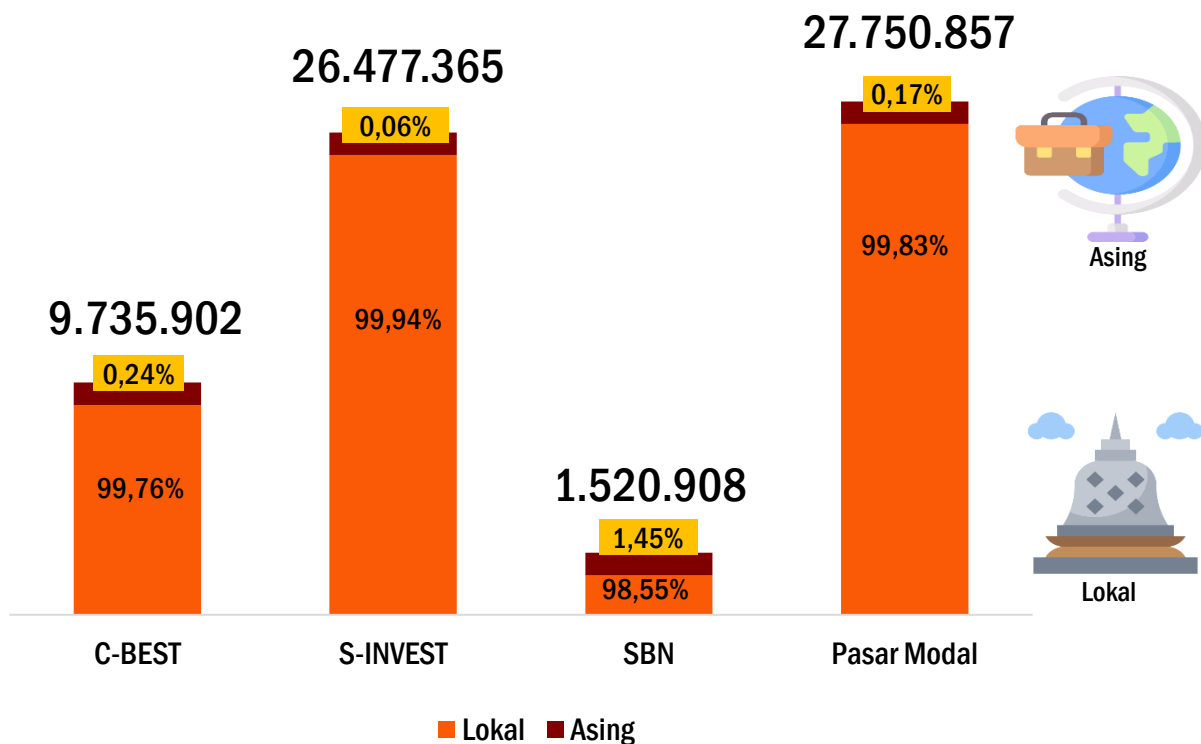


Resilient by Design:
Fostering **Trust and Growth**
through **Embracing Advancement**

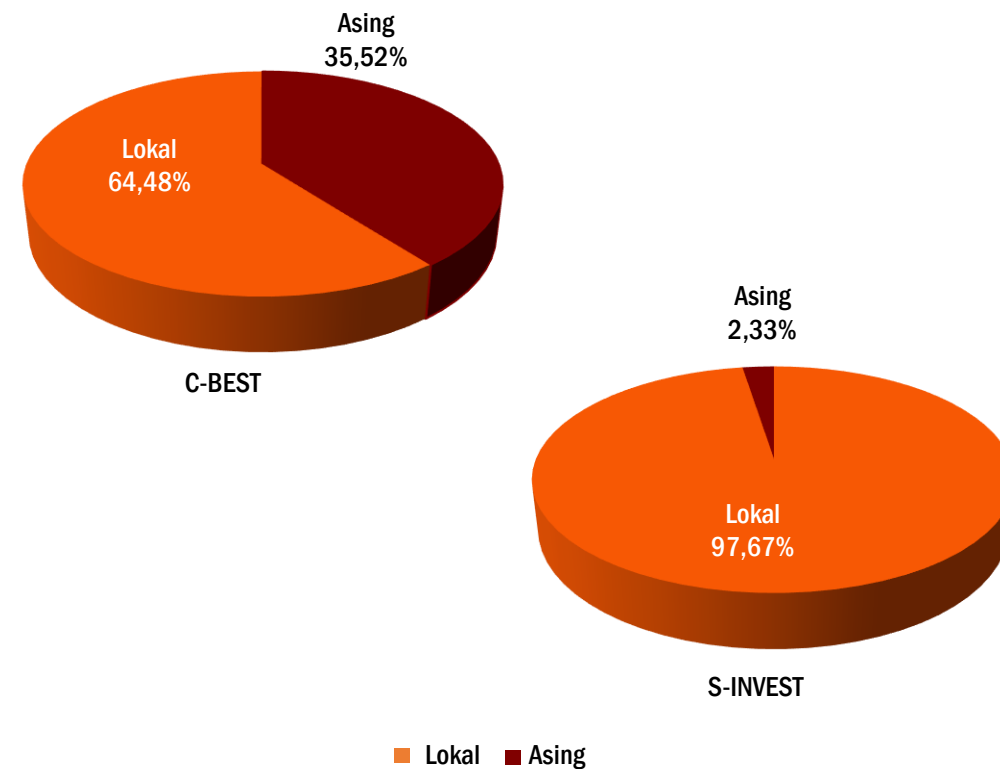
Komposisi Detail Investor



Komposisi Investor



Komposisi Aset

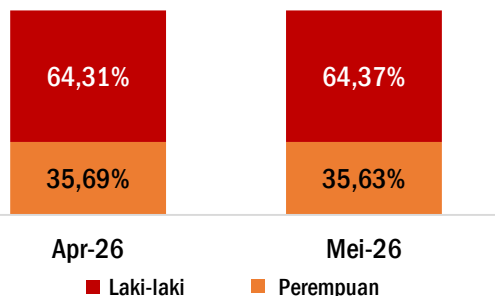


Resilient by Design:
Fostering **Trust and Growth**
through **Embracing Advancement**

Demografi Investor Individu (1/2)

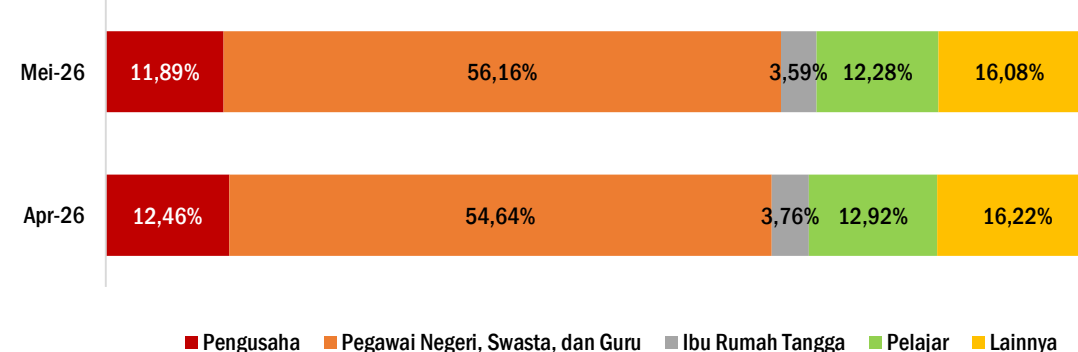
Per Akhir Mei 2026

Jenis Kelamin

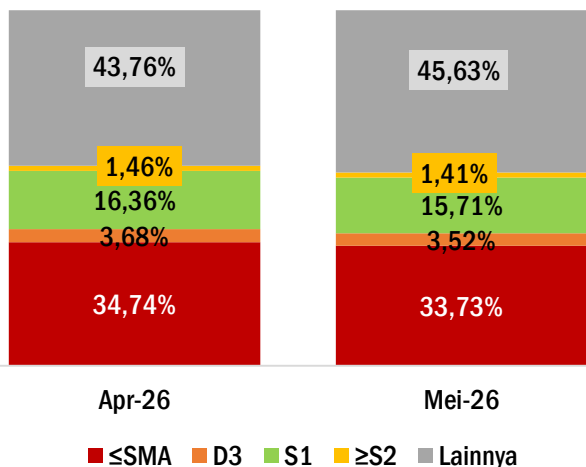


Jenis Kelamin	Aset	
	Apr-26	Mei-26
Laki-laki	Rp1.246,19 T Rp144,42 T	Rp1.133,04 T Rp144,12 T
Perempuan	Rp397,29 T Rp132,66 T	Rp365,20 T Rp130,48 T

Pekerjaan



Pendidikan



Pendidikan	Aset	
	Apr-26	Mei-26
≤SMA	Rp183,90 T Rp44,21 T	Rp170,02 T Rp43,96 T
D3	Rp53,41 T Rp10,16 T	Rp50,21 T Rp9,93 T
S1	Rp831,04 T Rp167,60 T	Rp758,05 T Rp165,79 T
≥S2	Rp170,26 T Rp37,47 T	Rp156,27 T Rp37,16 T
Lainnya*	Rp55,06 T Rp16,46 T	Rp 47,90 T Rp16,50 T

*Informasi tidak didefinisikan oleh investor

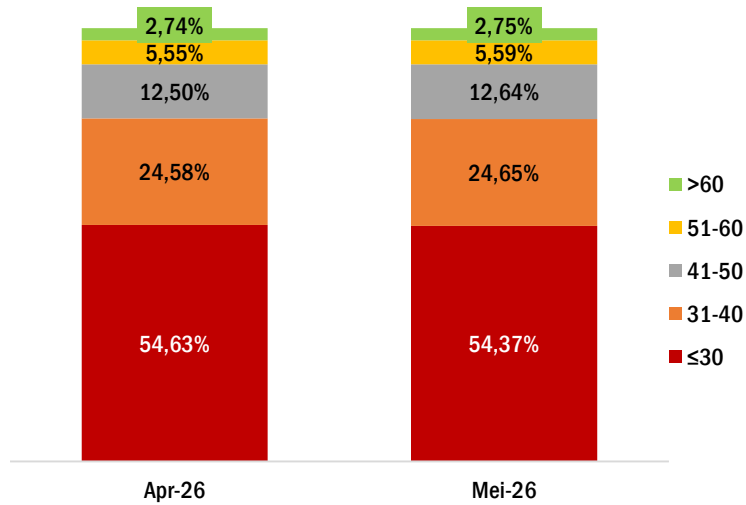
Pekerjaan	Aset	
	Apr-26	Mei-26
Pengusaha	Rp602,31 T Rp104,18 T	Rp569,27 T Rp104,30 T
Pegawai Negeri, Swasta, dan Guru	Rp480,11 T Rp87,96 T	Rp430,82 T Rp86,88 T
Ibu Rumah Tangga	Rp78,13 T Rp24,02 T	Rp73,06 T Rp23,64 T
Pelajar	Rp18,88 T Rp17,44 T	Rp17,43 T Rp17,28 T
Lainnya	Rp489,59 T Rp43,47 T	Rp429,57 T Rp42,51 T

Resilient by Design:

**Fostering Trust and Growth
through Embracing Advancement**

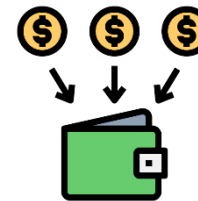
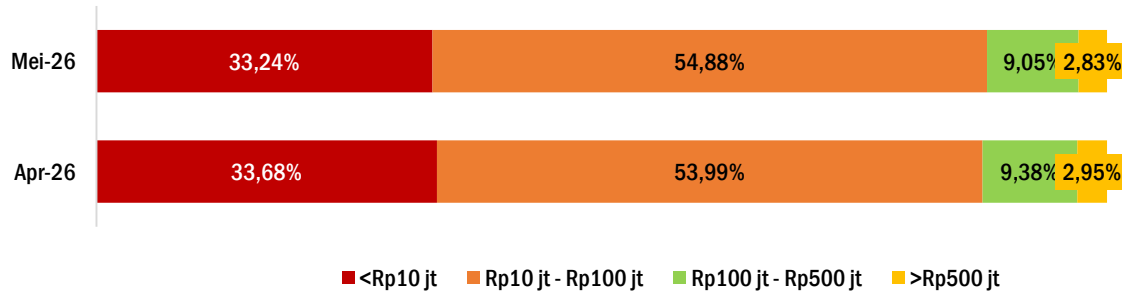
1. Data aset berwarna **jingga** merepresentasikan kepemilikan di **C-BEST**
2. Data aset berwarna **biru** merepresentasikan kepemilikan di **S-INVEST**

Usia



Usia	Aset	
	Apr-26	Mei-26
≤30	Rp52,95 T Rp22,23 T	Rp48,28 T Rp21,71 T
31-40	Rp220,18 T Rp37,76 T	Rp196,30 T Rp37,20 T
41-50	Rp208,77 T Rp47,81 T	Rp194,33 T Rp46,94 T
51-60	Rp317,20 T Rp62,34 T	Rp267,07 T Rp61,26 T
>60	Rp869,85 T Rp106,94 T	Rp814,09 T Rp107,49 T

Penghasilan

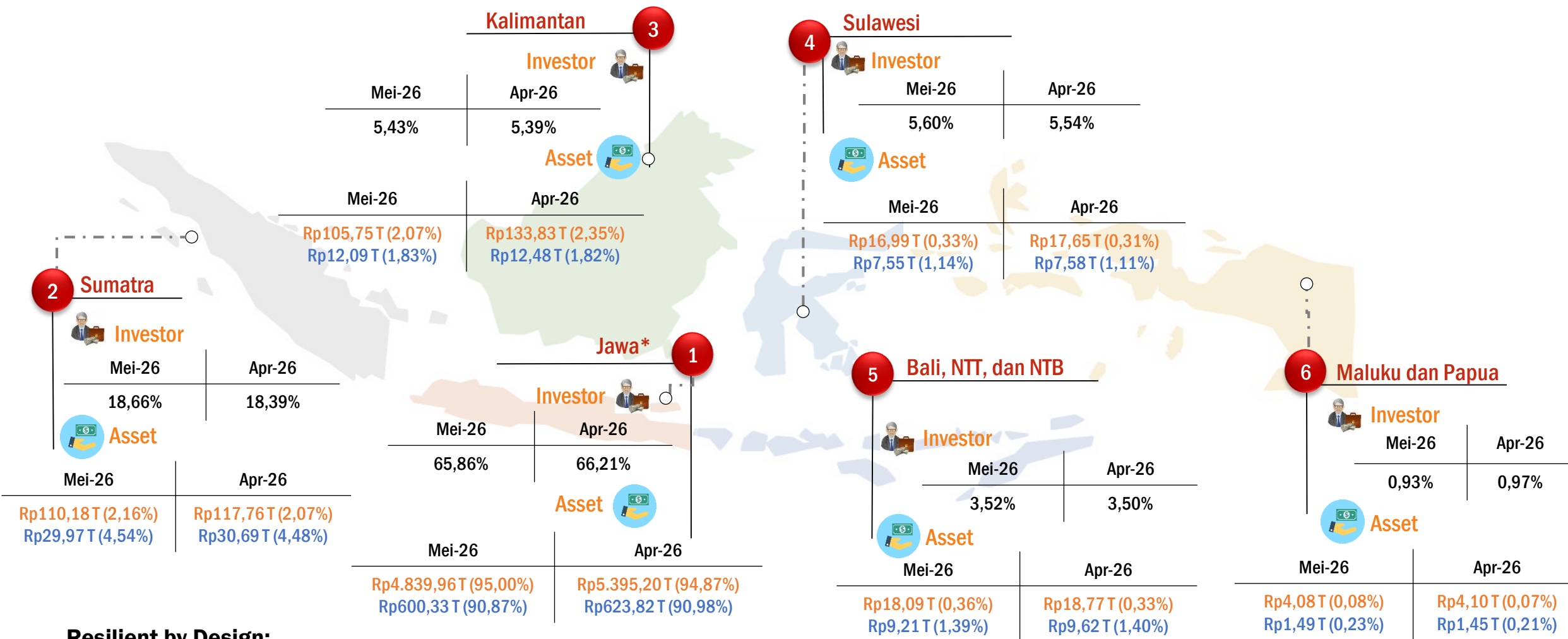


Penghasilan	Aset	
	Apr-26	Mei-26
<Rp10 jt	Rp183,92 T Rp19,95 T	Rp168,19 T Rp19,35 T
Rp10 jt - Rp100 jt	Rp210,22 T Rp74,97 T	Rp196,14 T Rp73,39 T
Rp100 jt - Rp500 jt	Rp375,00 T Rp76,49 T	Rp353,28 T Rp75,42 T
>Rp500 jt	Rp584,79 T Rp105,26 T	Rp514,75 T Rp106,02 T

Resilient by Design:

**Fostering Trust and Growth
through Embracing Advancement**

1. Data aset berwarna **jingga** merepresentasikan kepemilikan di **C-BEST**
2. Data aset berwarna **biru** merepresentasikan kepemilikan di **S-INVEST**

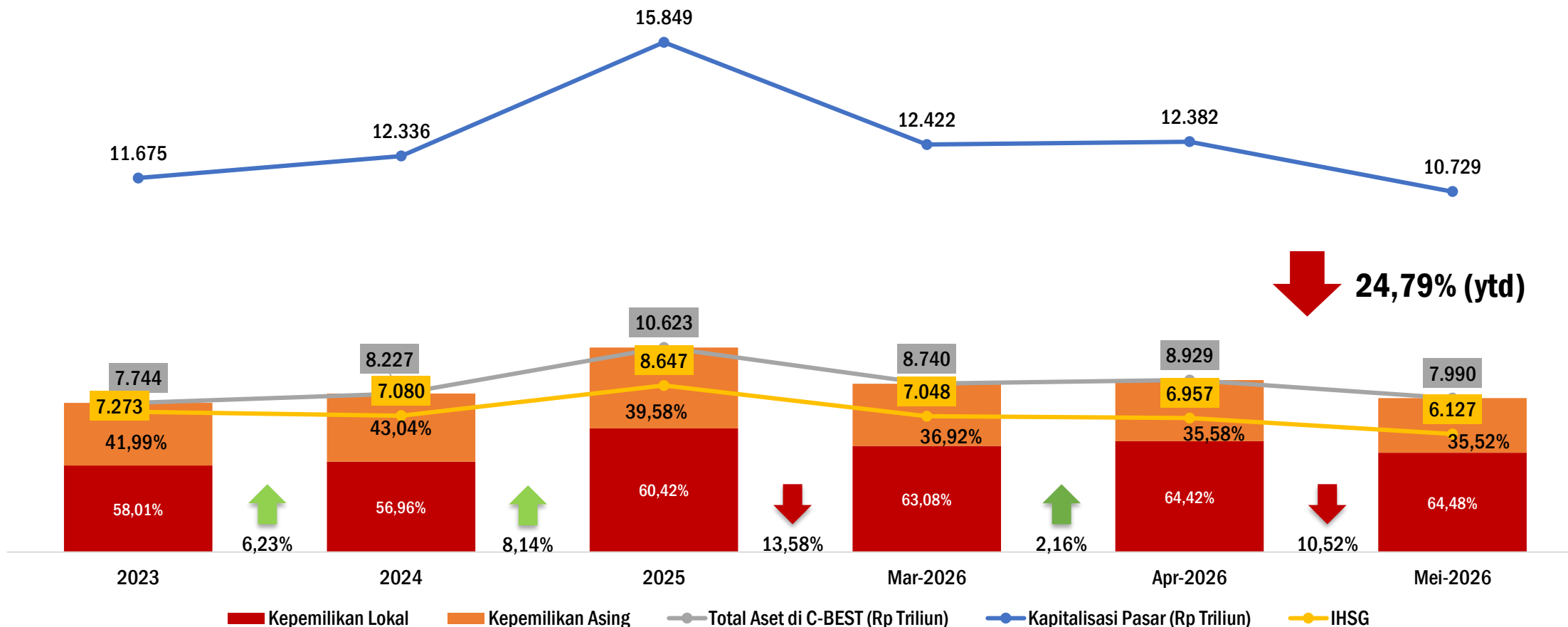


Resilient by Design:
Fostering Trust and Growth
through **Embracing Advancement**

1. Catatan: Investor DKI Jakarta (SID: 16,38% Aset C-BEST 83,59% dan S-INVEST 72,34% senilai Rp4.738,52 T)
2. Data aset berwarna **jingga** merepresentasikan kepemilikan di **C-BEST**
3. Jawa termasuk dan **biru** merepresentasikan kepemilikan di **S-INVEST**

Pertumbuhan Nilai Aset di C-BEST

Per Akhir Mei 2026



Resilient by Design:
Fostering **Trust and Growth**
through **Embracing Advancement**

Detail Aset Tercatat di C-BEST

Per Akhir Mei 2026

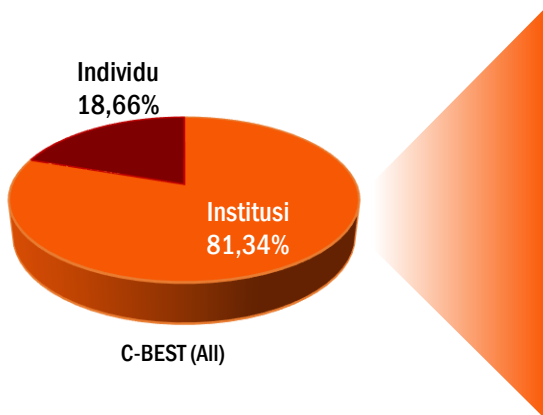
Tipe Efek.	Jumlah Efek		Nilai Efek						Jumlah Investor			
	Mei 26	Apr 26	% Lokal		% Asing		Total (Rp Triliun)		% Lokal		% Asing	
			Mei 26	Apr 26	Mei 26	Apr 26	Mei 26	Apr 26	Mei 26	Apr 26	Mei 26	Apr 26
Equity	1.002	1.002	58,83%	59,45%	41,17%	40,55%	6.850,22	7.790,31	99,61%	99,62%	0,39%	0,38%
Corporate Bond	923	912	98,83%	98,82%	1,17%	1,18%	476,34	472,35	99,09%	99,08%	0,91%	0,92%
Government Bond	71	71	99,46%	99,46%	0,54%	0,54%	166,94	166,05	99,61%	99,61%	0,39%	0,39%
Warrant	13	15	70,89%	70,89%	29,11%	29,11%	0,63	0,63	99,94%	99,94%	0,06%	0,06%
HMETD	0	1	99,93%	59,64%	0,07%	40,36%	247,24	0,00	0,00%	99,49%	0,00%	0,51%
Term Notes	176	180	65,74%	99,15%	34,26%	0,85%	0,47	96,39	98,51%	98,18%	1,49%	1,82%
Negotiable Certificate of Deposit	23	23	100,00%	100,00%	0,00%	0,00%	3,26	3,26	100,00%	100,00%	0,00%	0,00%
Mutual Fund	41	41	76,18%	75,60%	23,82%	24,40%	11,55	11,54	99,86%	99,84%	0,14%	0,16%
SBSN	52	53	100,00%	99,93%	0,00%	0,07%	0,36	251,42	99,95%	99,95%	0,05%	0,05%
SPN	8	7	100,00%	100,00%	0,00%	0,00%	2,83	0,18	100,00%	100,00%	0,00%	0,00%
Sukuk	349	348	99,84%	99,83%	0,16%	0,17%	0,32	106,67	99,48%	99,45%	0,52%	0,55%
EBA	9	9	100,00%	100,00%	0,00%	0,00%	3,71	3,73	100,00%	100,00%	0,00%	0,00%
Dana Investasi Real Estate	3	3	61,58%	61,54%	38,42%	38,46%	18,14	18,12	99,37%	99,45%	0,63%	0,55%
Equity Crowdfunding	266	268	99,65%	99,62%	0,35%	0,38%	0,62	0,63	99,98%	99,98%	0,02%	0,02%
Debt Crowdfunding	28	32	73,59%	75,40%	26,41%	24,60%	0,07	0,07	99,77%	99,77%	0,23%	0,23%
Sukuk Crowdfunding	176	188	99,13%	99,85%	0,87%	0,15%	95,89	0,34	99,97%	99,97%	0,03%	0,03%
Structured Warrant	555	546	99,83%	100,00%	0,17%	0,00%	109,44	4,97	99,96%	99,96%	0,04%	0,04%
Bank Indonesia Rupiah Securities	13	12	100,00%	100,00%	0,00%	0,00%	0,41	0,24	100,00%	100,00%	0,00%	0,00%
Commercial Paper	2	2	100,00%	100,00%	0,00%	0,00%	0,42	0,42	100,00%	100,00%	0,00%	0,00%
Perpetual Bonds	2	2	100,00%	100,00%	0,00%	0,00%	1,34	1,34	100,00%	100,00%	0,00%	0,00%
TOTAL	3.712	3.715	64,48%	64,42%	35,52%	35,58%	7.990,18	8.928,66	99,66%	99,67%	0,34%	0,33%

Komposisi Kepemilikan Investor Institusi

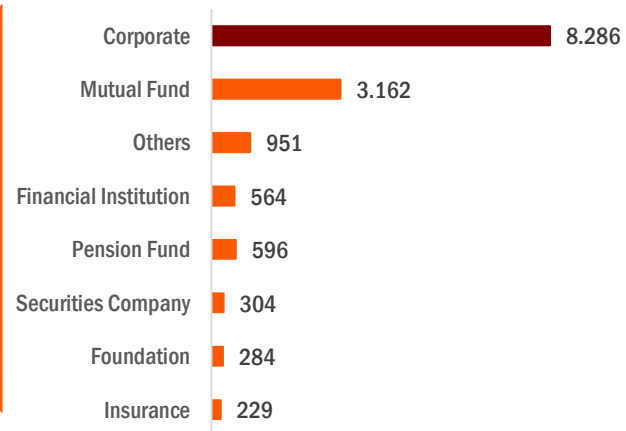
Per Akhir Mei 2026

C-BEST (All)

Persentase Nilai Aset

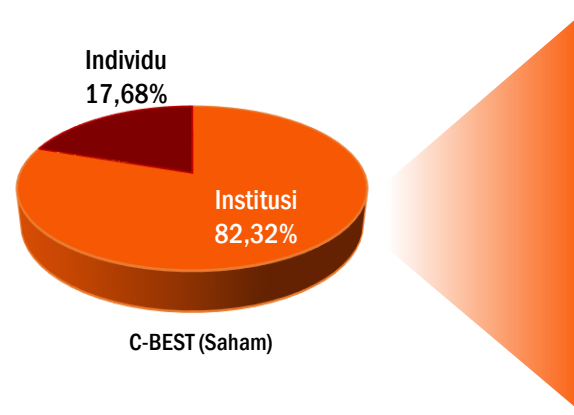


Jumlah Investor

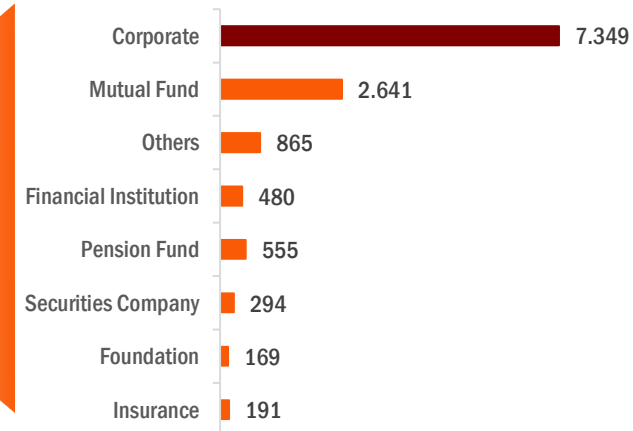


C-BEST (Saham)

Persentase Nilai Aset



Jumlah Investor

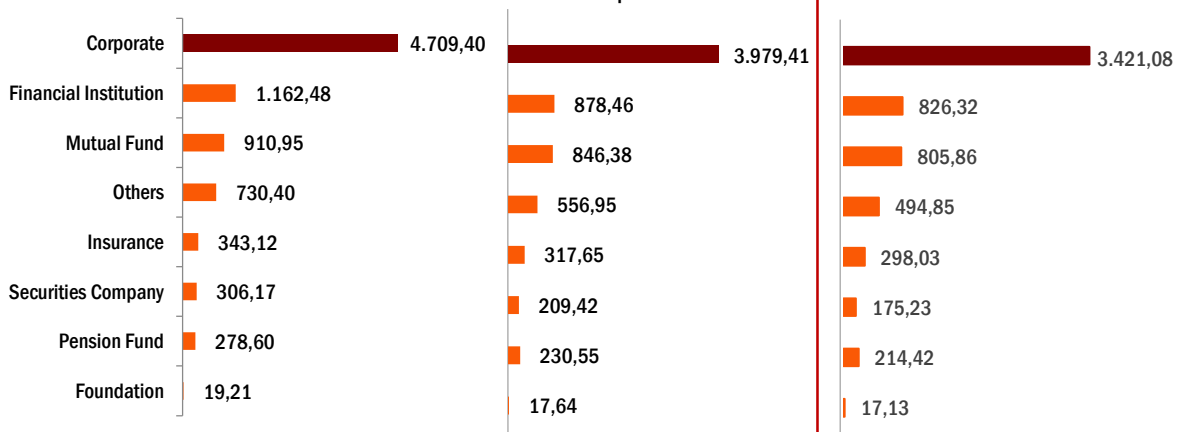


Nilai Efek (Triliun Rupiah)

Des-25

Apr-26

Mei-26

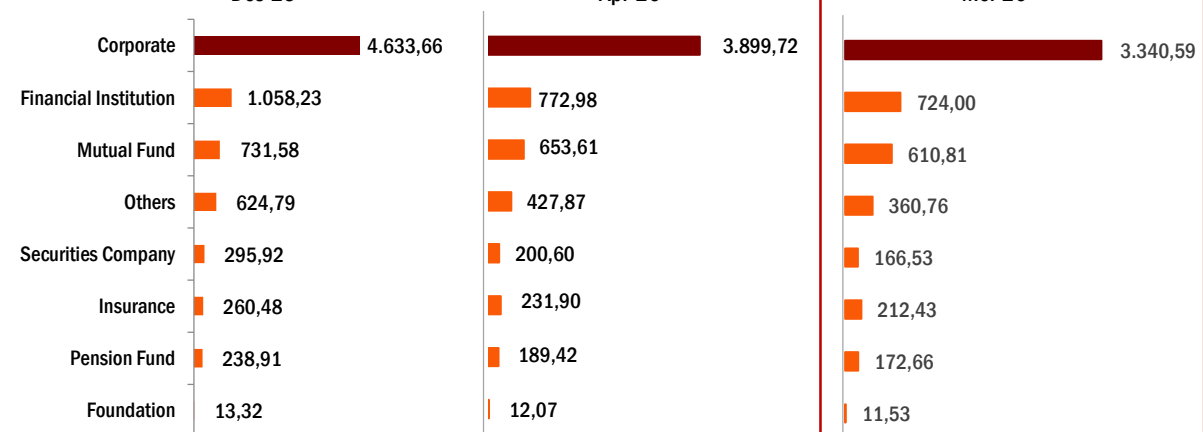


Nilai Efek (Triliun Rupiah)

Des-25

Apr-26

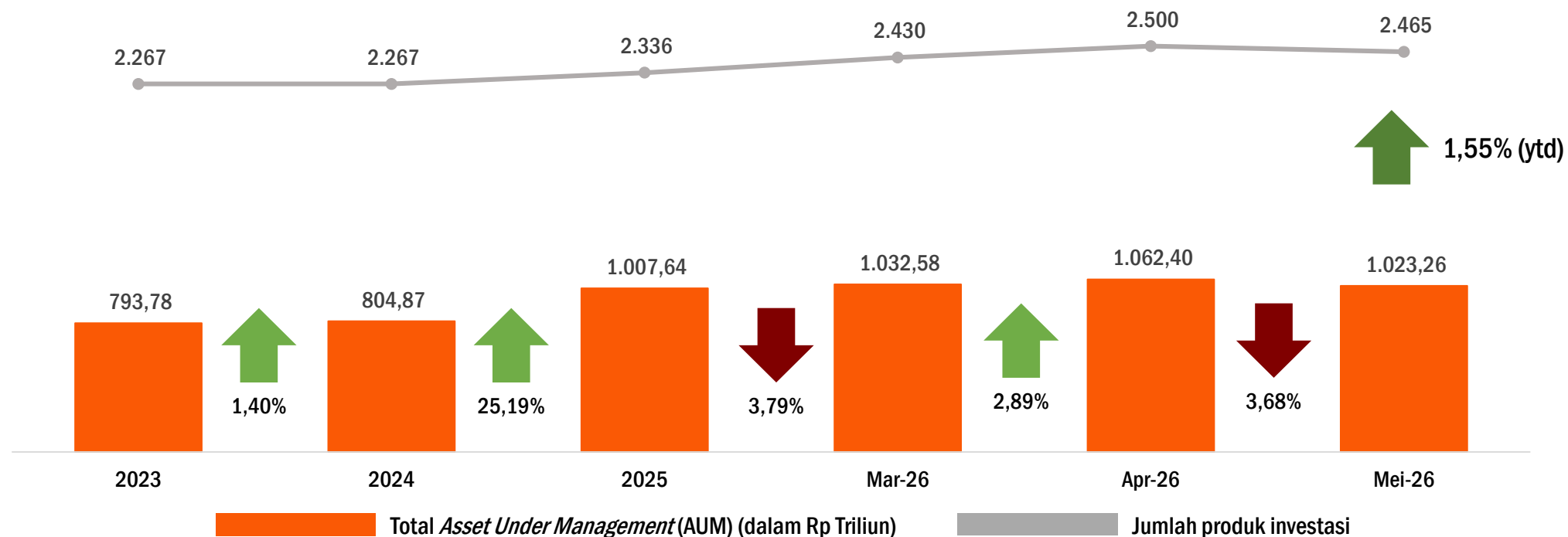
Mei-26



Catatan:

Jumlah investor mencakup SID yang memiliki saldo

Pertumbuhan AUM di S-INVEST



Tahun	2022	2023	2024	2025	2026
Frekuensi <i>Subscription</i>	23.691.024	17.948.081	15.937.601	20.631.492	14.427.350
Frekuensi <i>Redemption</i>	8.454.311	6.958.783	7.399.804	9.414.601	8.054.720

Resilient by Design:
Fostering **Trust and Growth**
through **Embracing Advancement**

Catatan:
Data AUM Maret ditarik pada tanggal 13 April 2026 pukul 08.51
Data AUM April ditarik pada tanggal 13 Mei 2026 pukul 11.27
Data AUM Mei ditarik pada tanggal 11 Juni pukul 09.09

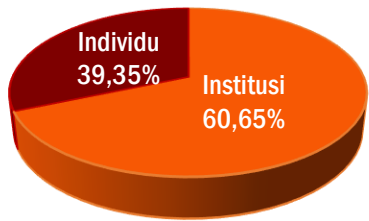
Tipe Produk Investasi	Jumlah Produk Investasi		Total AUM (Rp Triliun)	
	Mei 2026	Apr 2026	Mei 2026	Apr 2026
<i>Capital Protected Fund</i>	345	343	143,62	143,08
<i>Equity Fund</i>	235	246	65,23	71,91
<i>Fixed Income Fund</i>	285	301	240,67	266,80
<i>Money Market Fund</i>	198	205	152,42	150,73
<i>Mixed Asset Fund</i>	151	154	35,12	38,82
<i>Private Equity Fund</i>	37	37	19,88	19,90
<i>Exchange Traded Fund</i>	41	41	16,63	17,00
<i>Index Fund</i>	45	51	9,55	10,52
<i>Global Fund</i>	36	38	15,68	13,07
<i>Infrastructure Fund</i>	5	5	1,99	1,98
<i>Sukuk Based Fund</i>	14	16	7,30	9,73
<i>Real Estate Investment Trust</i>	6	6	11,25	11,25
<i>Discretionary Fund</i>	1.067	1.057	303,92	307,56
Total	2.465	2.500	1.023,26	1.062,35

Komposisi Kepemilikan Investor Institusi

Per Akhir Mei 2026

S-INVEST

Persentase Nilai
AUM*

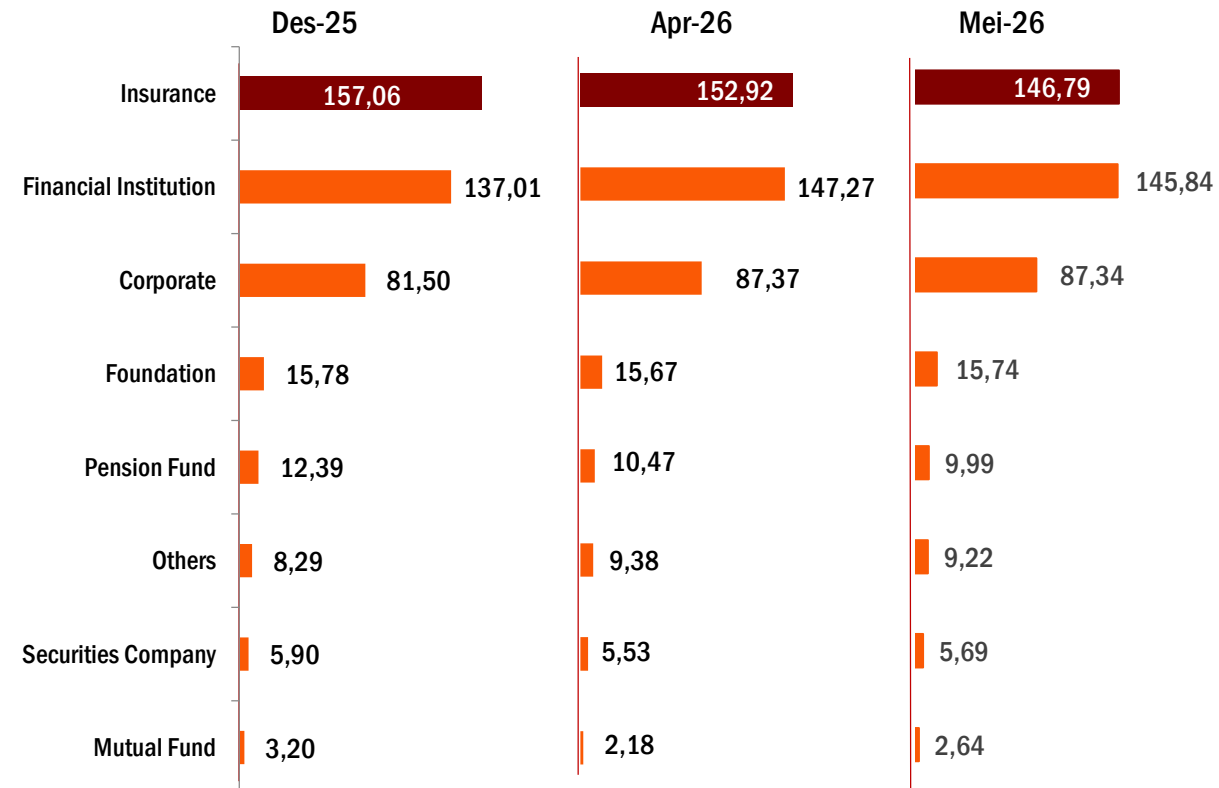


S-INVEST

Jumlah Investor



Nilai AUM Reksa Dana (Triliun Rupiah)



Resilient by Design:
Fostering **Trust and Growth**
through **Embracing Advancement**

Catatan:
Jumlah investor mencakup SID yang memiliki saldo
*Tidak termasuk KPD



PT Kustodian Sentral Efek Indonesia

Gedung Bursa Efek Indonesia Tower II Lt. 3
Jl. Jend Sudirman Kav. 52-53, Jakarta 12190
Call Center: (62-21) 515 2855
Toll Free: 0800 186 5734

Email: psp@ksei.co.id

 www.ksei.co.id

 [@ksei.official](https://www.instagram.com/ksei.official)

 [KSEI](https://www.facebook.com/KSEI)

 [@OfficialKSEI](https://twitter.com/OfficialKSEI)

 [Kustodian Sentral Efek Indonesia](https://www.youtube.com/KustodianSentralEfekIndonesia)

 [Kustodian Sentral Efek Indonesia](https://www.linkedin.com/KustodianSentralEfekIndonesia)

 [ksei.official](https://www.tiktok.com/ksei.official)