

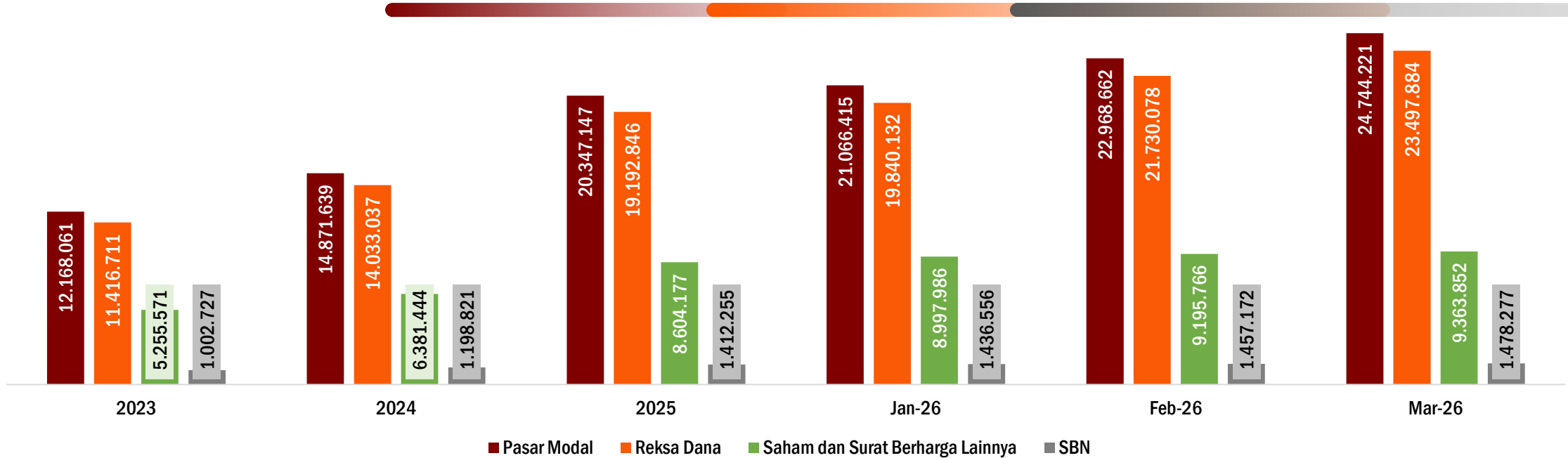
Statistik Pasar Modal Indonesia

Maret 2026

Catatan:

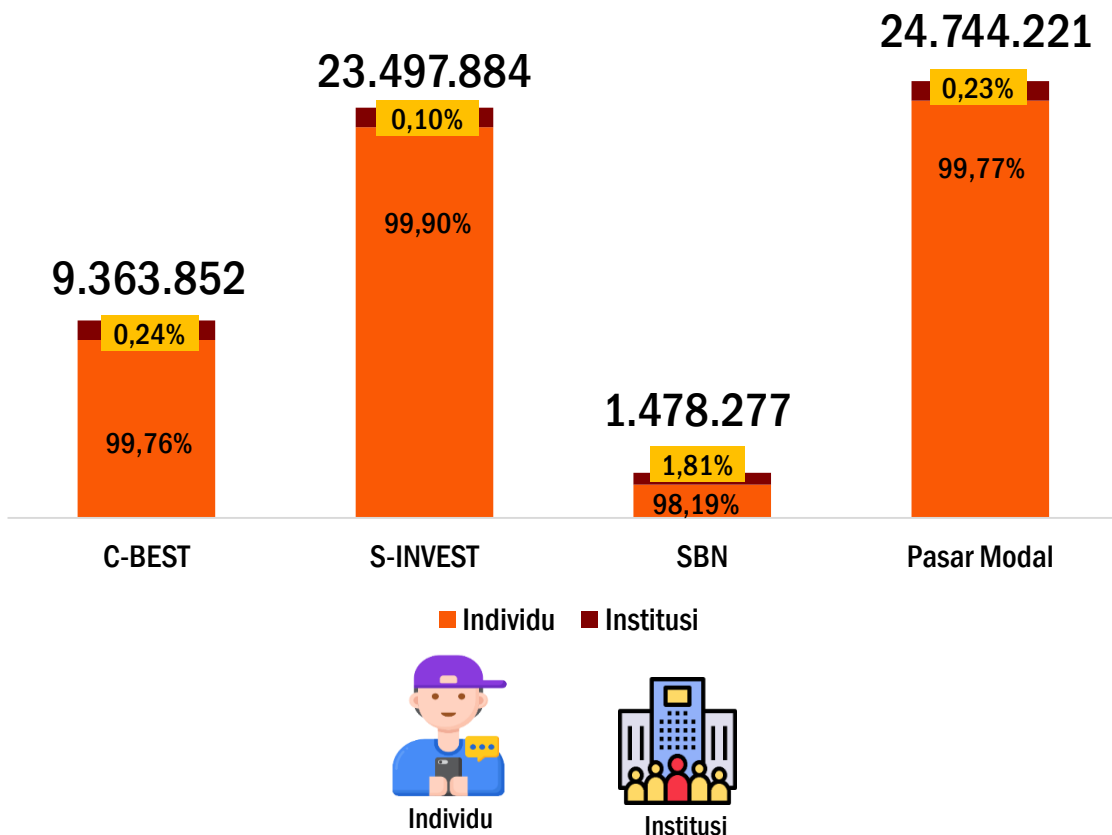
1. Data merepresentasikan posisi hari Bursa terakhir di bulan Maret 2026.
2. Data Demografi dan Sebaran Investor Domestik mencakup seluruh data investor Pasar Modal Indonesia.
3. Nilai aset pada Demografi dan Sebaran Investor adalah data aset yang disimpan dan dikelola di sistem KSEI (C-BEST dan S-INVEST).
4. **C-BEST**: platform elektronik yang mendukung aktivitas penyelesaian transaksi saham dan surat berharga lainnya.
5. **S-INVEST**: platform elektronik yang mengadministrasikan pelaporan dan penyelesaian transaksi reksa dana.

Resilient by Design:
Fostering Trust and Growth
through Embracing Advancement



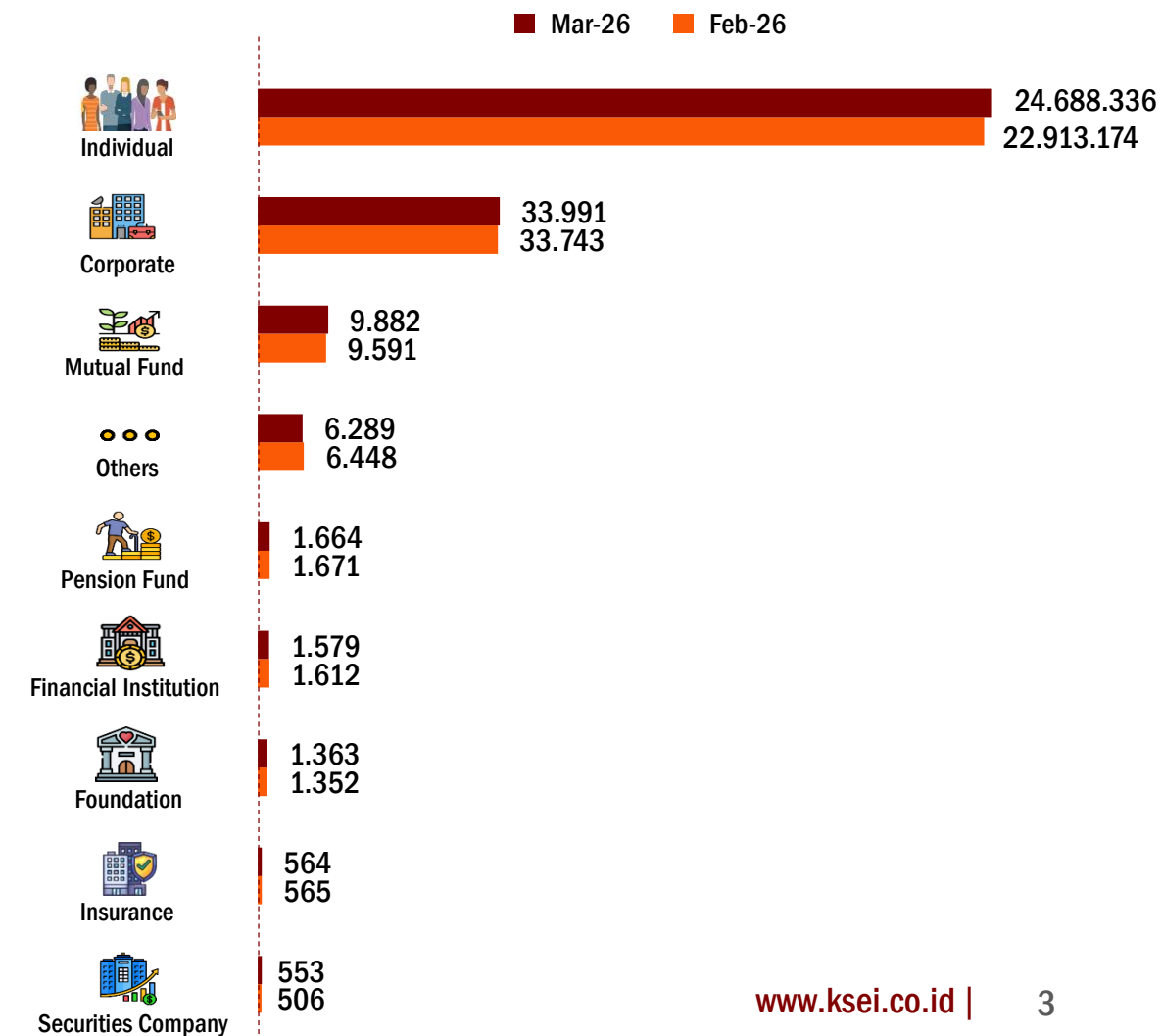
SID	Pertumbuhan investor					
	2023	2024	2025	Jan-26	Feb-26	Mar-26
Pasar Modal	18,01% ↑	22,22% ↑	36,82% ↑	3,53% ↑	9,03% ↑	7,73% ↑
Reksa Dana	18,87% ↑	22,92% ↑	36,77% ↑	3,37% ↑	9,53% ↑	8,14% ↑
Saham dan Surat Berharga Lainnya*	18,37% ↑	21,42% ↑	34,83% ↑	4,58% ↑	2,20% ↑	1,83% ↑
SBN	20,60% ↑	19,56% ↑	17,80% ↑	1,72% ↑	1,44% ↑	1,45% ↑

Komposisi Individu-Institusi

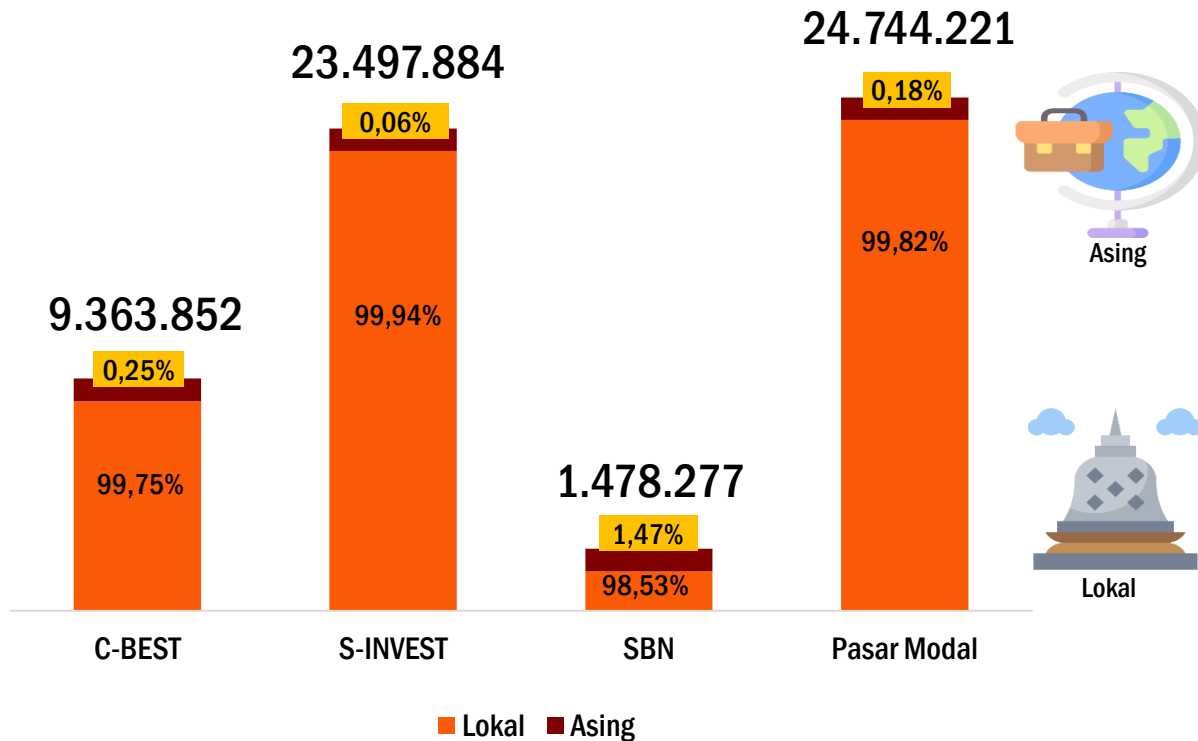


Resilient by Design:
Fostering **Trust and Growth**
through **Embracing Advancement**

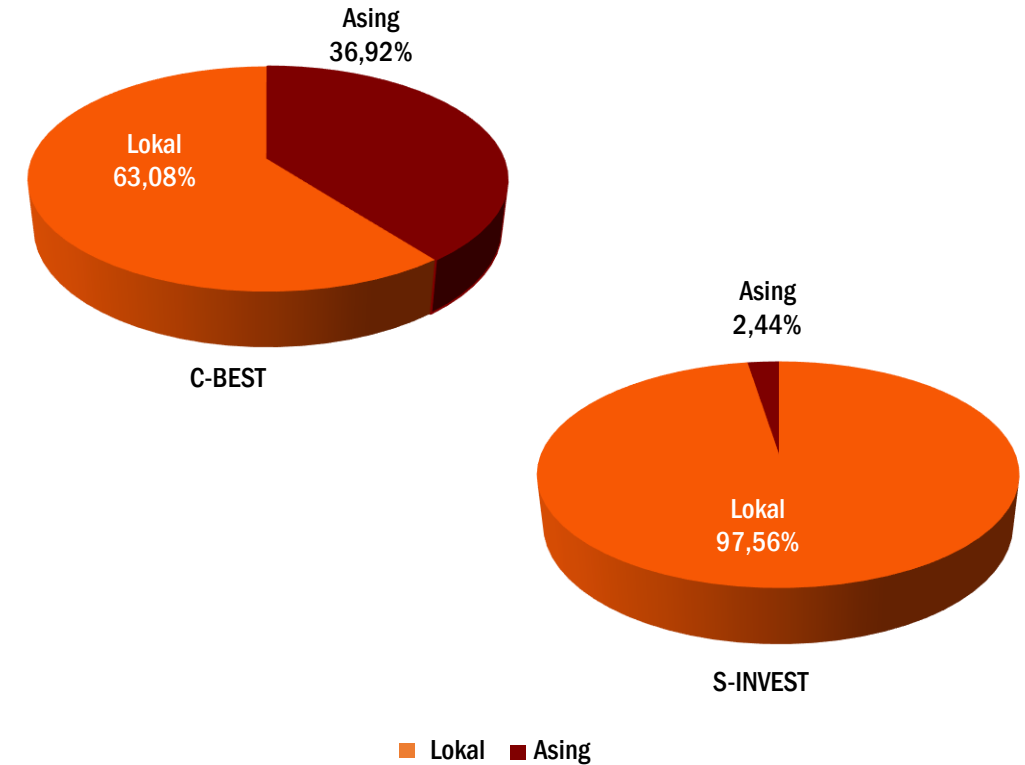
Komposisi Detail Investor



Komposisi Investor



Komposisi Aset


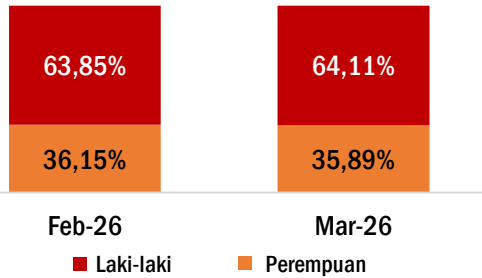


Resilient by Design:
Fostering **Trust and Growth**
through **Embracing Advancement**

Demografi Investor Individu (1/2)

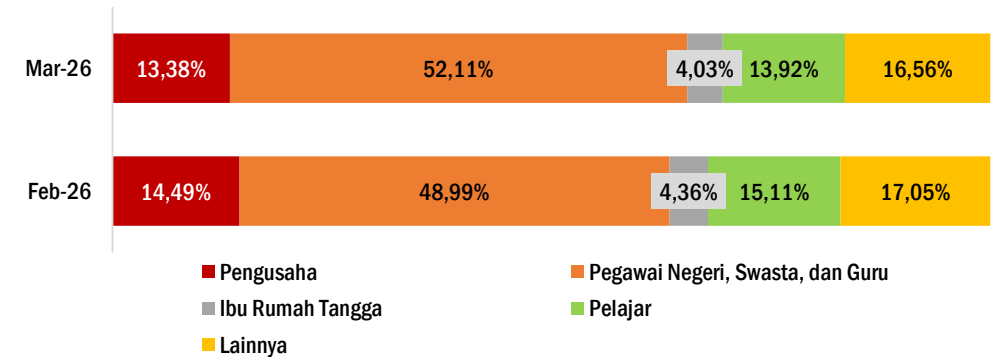
Per Akhir Maret 2026

Jenis Kelamin

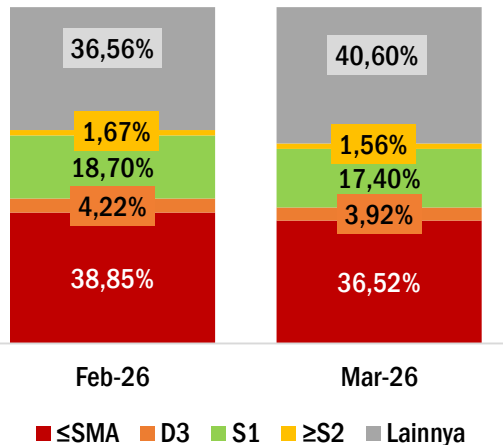


Jenis Kelamin	Aset	
	Feb-26	Mar-26
Laki-laki	Rp1.350,23 T Rp148,55 T	Rp1.179,40 T Rp143,67 T
Perempuan	Rp431,09 T Rp136,07 T	Rp386,77 T Rp132,65 T

Pekerjaan



Pendidikan



Pendidikan	Aset	
	Feb-26	Mar-26
≤SMA	Rp194,93 T Rp45,41 T	Rp175,50 T Rp44,05 T
D3	Rp56,26 T Rp10,43 T	Rp50,87 T Rp10,13 T
S1	Rp900,17 T Rp171,76 T	Rp783,13 T Rp167,14 T
≥S2	Rp176,85 T Rp38,88 T	Rp164,31 T Rp37,46 T
Lainnya*	Rp58,93 T Rp16,98 T	Rp52,21 T Rp16,42 T

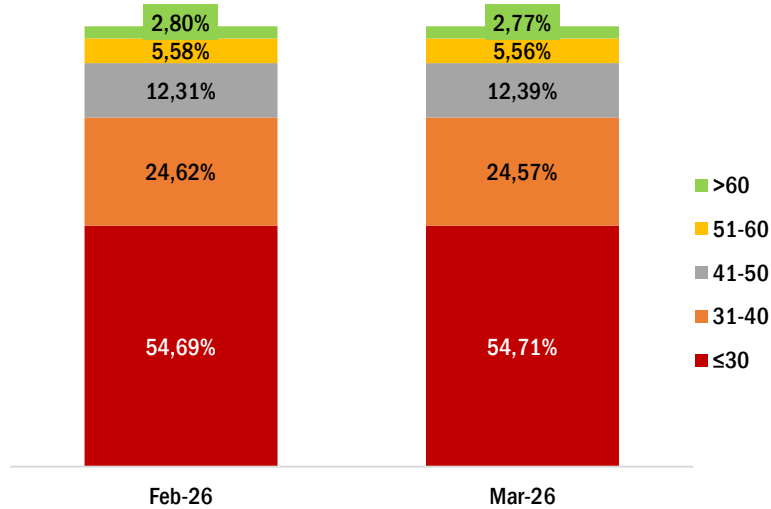
*Informasi tidak didefinisikan oleh investor

Pekerjaan	Aset	
	Feb-26	Mar-26
Pengusaha	Rp652,12 T Rp108,69 T	Rp563,08 T Rp104,80 T
Pegawai Negeri, Swasta, dan Guru	Rp519,06 T Rp90,06 T	Rp458,20 T Rp87,25 T
Ibu Rumah Tangga	Rp82,98 T Rp24,79 T	Rp76,15 T Rp24,07 T
Pelajar	Rp20,06 T Rp16,99 T	Rp18,05 T Rp17,42 T
Lainnya	Rp534,74 T Rp44,11 T	Rp475,25 T Rp43,07 T

Resilient by Design:
Fostering Trust and Growth
through Embracing Advancement

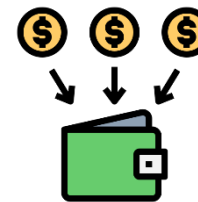
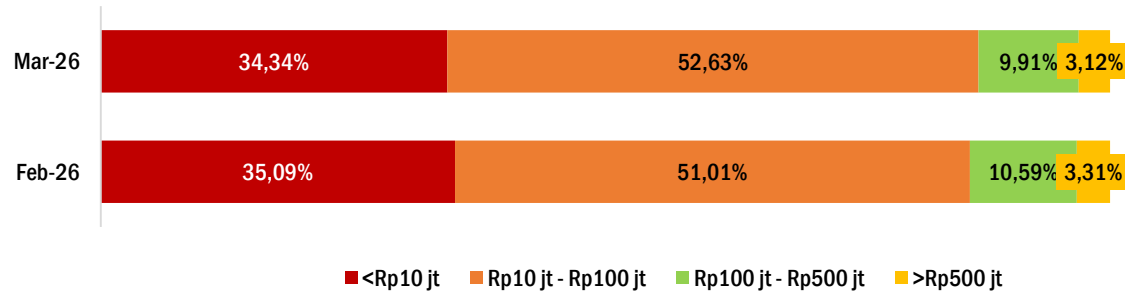
1. Data aset berwarna **jingga** merepresentasikan kepemilikan di C-BEST
2. Data aset berwarna **biru** merepresentasikan kepemilikan di S-INVEST

Usia



Usia	Aset	
	Feb-26	Mar-26
≤30	Rp58,11 T Rp22,03 T	Rp49,07 T Rp21,75 T
31-40	Rp247,63 T Rp37,53 T	Rp213,85 T Rp37,03 T
41-50	Rp218,60 T Rp49,46 T	Rp196,78 T Rp47,62 T
51-60	Rp335,04 T Rp65,61 T	Rp302,03 T Rp62,45 T
>60	Rp949,47 T Rp109,99 T	Rp828,92 T Rp107,49 T

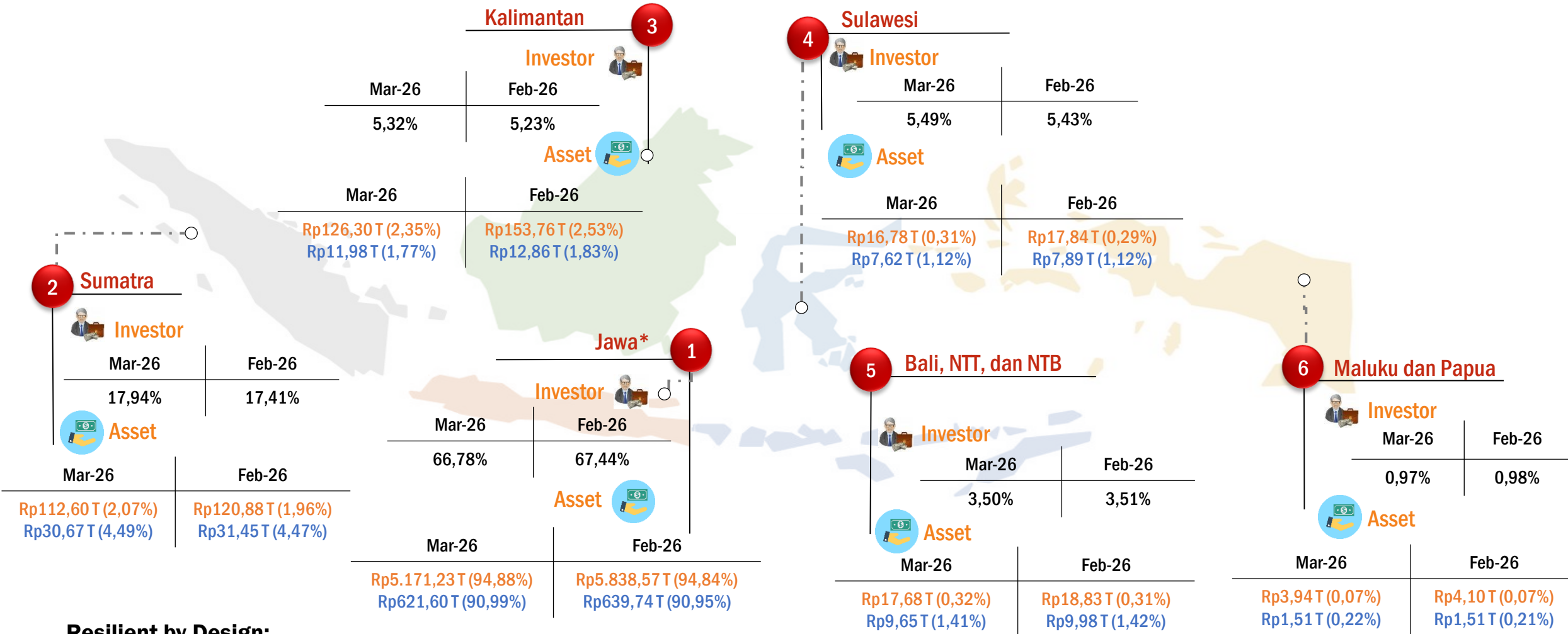
Penghasilan



Penghasilan	Aset	
	Feb-26	Mar-26
<Rp10 jt	Rp194,64 T Rp20,06 T	Rp194,64 T Rp19,61 T
Rp10 jt - Rp100 jt	Rp220,41 T Rp75,73 T	Rp220,41 T Rp74,50 T
Rp100 jt - Rp500 jt	Rp404,79 T Rp79,14 T	Rp404,79 T Rp76,22 T
>Rp500 jt	Rp635,62 T Rp109,20 T	Rp635,62 T Rp105,56 T

Resilient by Design:
Fostering **Trust and Growth**
through **Embracing Advancement**

1. Data aset berwarna **jingga** merepresentasikan kepemilikan di **C-BEST**
2. Data aset berwarna **biru** merepresentasikan kepemilikan di **S-INVEST**



Resilient by Design:
Fostering Trust and Growth
through **Embracing Advancement**

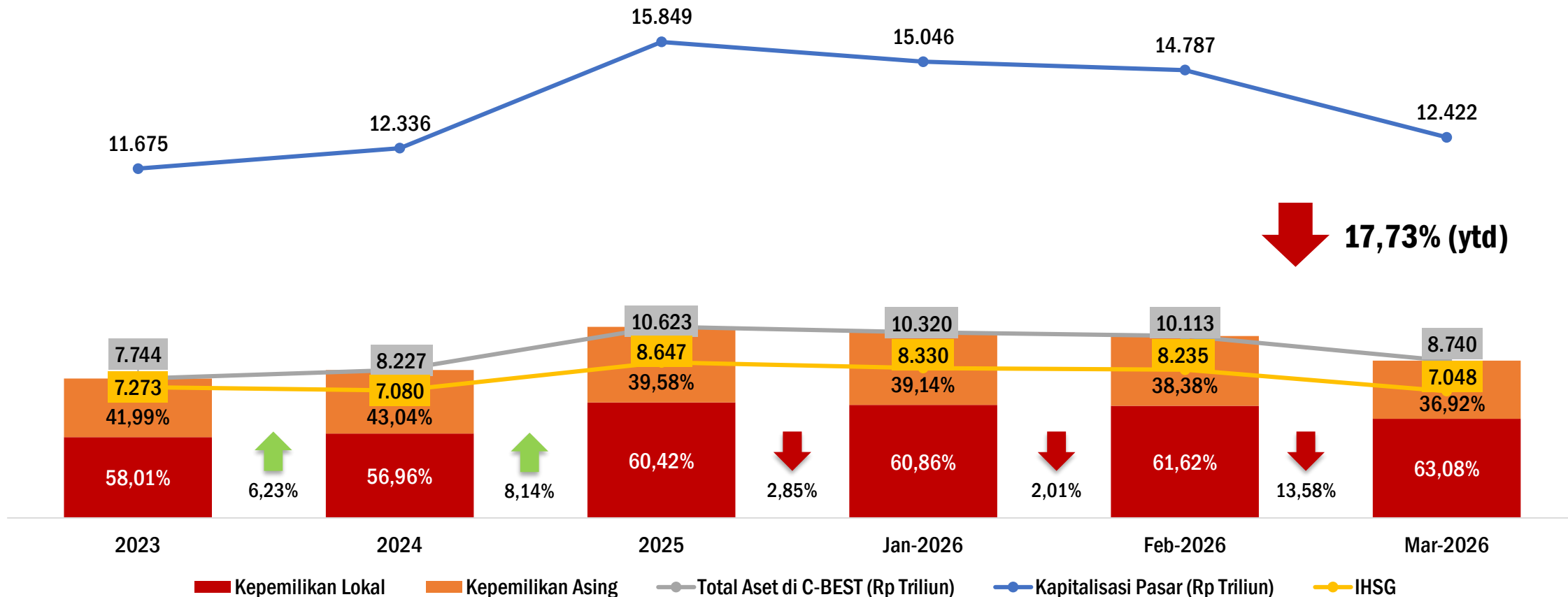
Catatan:

1. Jawa termasuk Investor DKI Jakarta (SID: 17,57% Aset C-BEST 83,69% dan S-INVEST 72,59% senilai Rp5.057,25 T)

2. Data aset berwarna **jingga** merepresentasikan kepemilikan di C-BEST dan **biru** merepresentasikan kepemilikan di S-INVEST

Pertumbuhan Nilai Aset di C-BEST

Per Akhir Maret 2026



↓ 17,73% (ytd)

Detail Aset Tercatat di C-BEST

Per Akhir Maret 2026

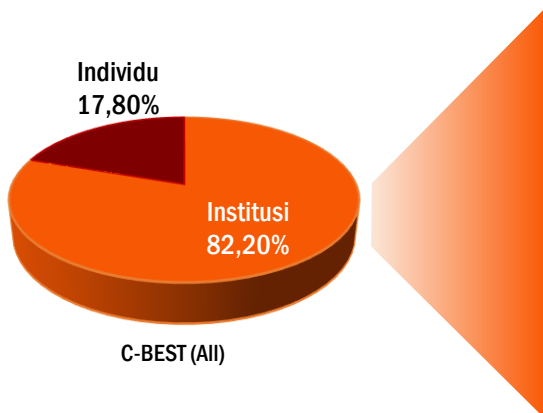
Tipe Efek.	Jumlah Efek		Nilai Efek						Jumlah Investor			
	Mar 26	Feb 26	% Lokal		% Asing		Total (Rp Triliun)		% Lokal		% Asing	
			Mar 26	Feb 26	Mar 26	Feb 26	Mar 26	Feb 26	Mar 26	Feb 26	Mar 26	Feb 26
Equity	1.002	1.002	57,82%	56,98%	42,18%	43,02%	7.606,03	8.980,93	99,59%	99,59%	0,41%	0,41%
Corporate Bond	915	906	98,74%	98,97%	1,26%	1,03%	477,49	475,51	99,07%	99,06%	0,93%	0,94%
Government Bond	72	72	99,41%	99,40%	0,59%	0,60%	169,68	168,42	99,60%	99,60%	0,40%	0,40%
Warrant	16	16	62,82%	70,56%	37,18%	29,44%	0,64	0,88	99,93%	99,93%	0,07%	0,07%
HMETD	0	0	0,00%	0,00%	0,00%	0,00%	0,00	0,00	0,00%	0,00%	0,00%	0,00%
Term Notes	179	180	99,15%	99,07%	0,85%	0,93%	96,38	89,32	98,18%	97,61%	1,82%	2,39%
Negotiable Certificate of Deposit	24	23	100,00%	100,00%	0,00%	0,00%	3,30	3,29	100,00%	100,00%	0,00%	0,00%
Mutual Fund	41	41	75,81%	76,68%	24,19%	23,32%	11,49	12,08	99,82%	99,76%	0,18%	0,24%
SBSN	51	52	99,93%	99,94%	0,07%	0,06%	238,51	244,38	99,95%	99,95%	0,05%	0,05%
SPN	7	9	100,00%	100,00%	0,00%	0,00%	0,14	0,19	100,00%	100,00%	0,00%	0,00%
Sukuk	346	338	99,82%	99,82%	0,18%	0,18%	106,56	105,78	99,45%	99,45%	0,55%	0,55%
EBA	9	9	100,00%	100,00%	0,00%	0,00%	3,73	3,89	100,00%	100,00%	0,00%	0,00%
Dana Investasi Real Estate	3	3	61,52%	61,53%	38,48%	38,47%	18,11	18,11	99,46%	99,44%	0,54%	0,56%
Equity Crowdfunding	267	266	99,62%	99,66%	0,38%	0,34%	0,63	0,71	99,98%	99,98%	0,02%	0,02%
Debt Crowdfunding	29	29	75,48%	74,99%	24,52%	25,01%	0,07	0,07	99,76%	99,77%	0,24%	0,23%
Sukuk Crowdfunding	192	199	99,86%	99,86%	0,14%	0,14%	0,34	0,35	99,97%	99,97%	0,03%	0,03%
Structured Warrant	520	521	100,00%	100,00%	0,00%	0,00%	4,93	7,14	99,96%	99,96%	0,04%	0,04%
Bank Indonesia Rupiah Securities	9	9	100,00%	100,00%	0,00%	0,00%	0,24	0,21	100,00%	100,00%	0,00%	0,00%
Commercial Paper	2	3	100,00%	100,00%	0,00%	0,00%	0,42	0,45	100,00%	100,00%	0,00%	0,00%
Perpetual Bonds	2	2	100,00%	100,00%	0,00%	0,00%	1,34	1,34	100,00%	100,00%	0,00%	0,00%
TOTAL	3.686	3.680	63,08%	61,62%	36,92%	38,38%	8.740,03	10.113,06	99,65%	99,65%	0,35%	0,35%

Komposisi Kepemilikan Investor Institusi

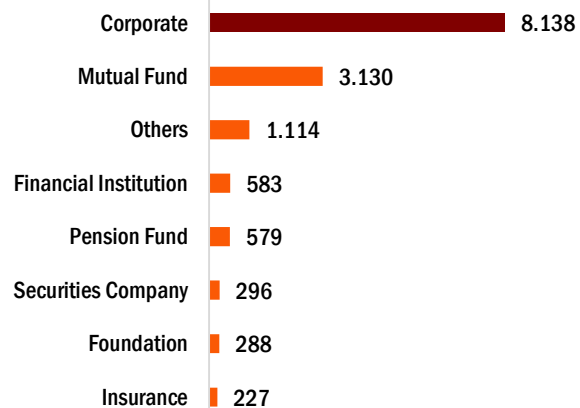
Per Akhir Maret 2026

C-BEST (All)

Persentase Nilai Aset

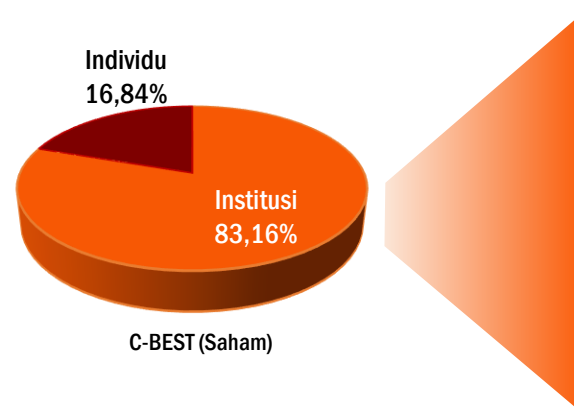


Jumlah Investor

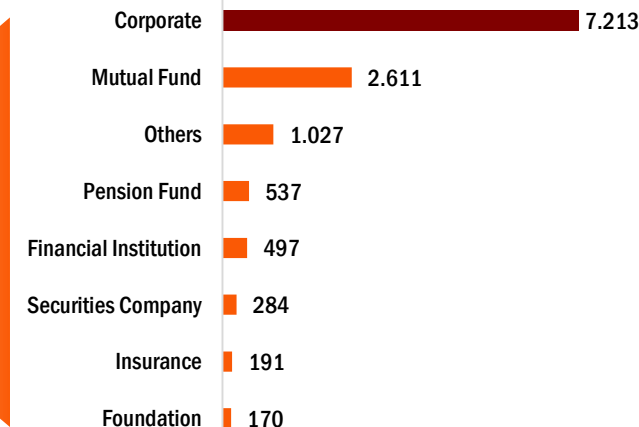


C-BEST (Saham)

Persentase Nilai Aset



Jumlah Investor

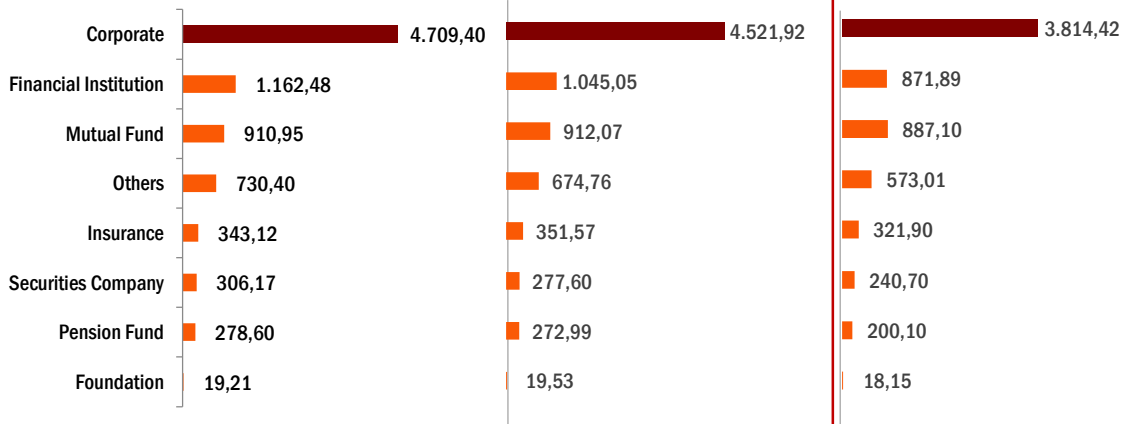


Nilai Efek (Triliun Rupiah)

Des-25

Feb-26

Mar-26

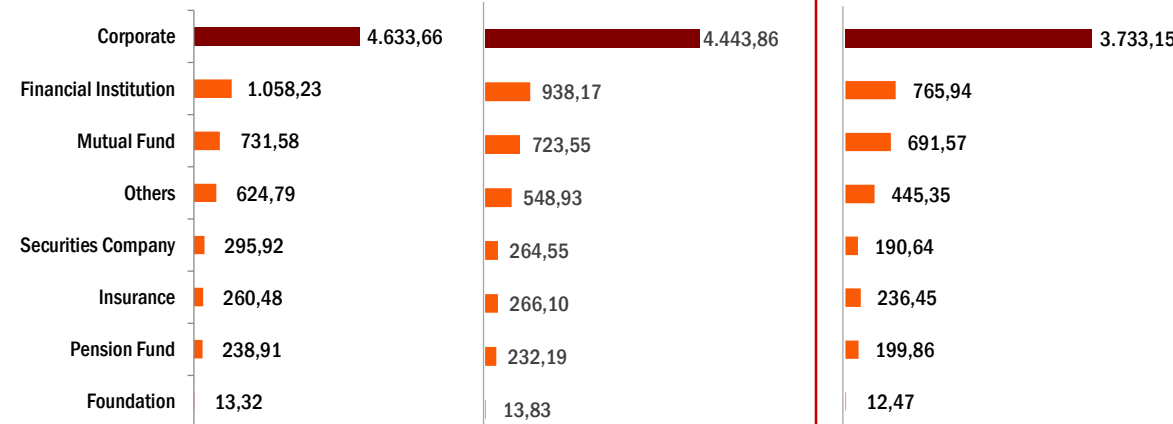


Nilai Efek (Triliun Rupiah)

Des-25

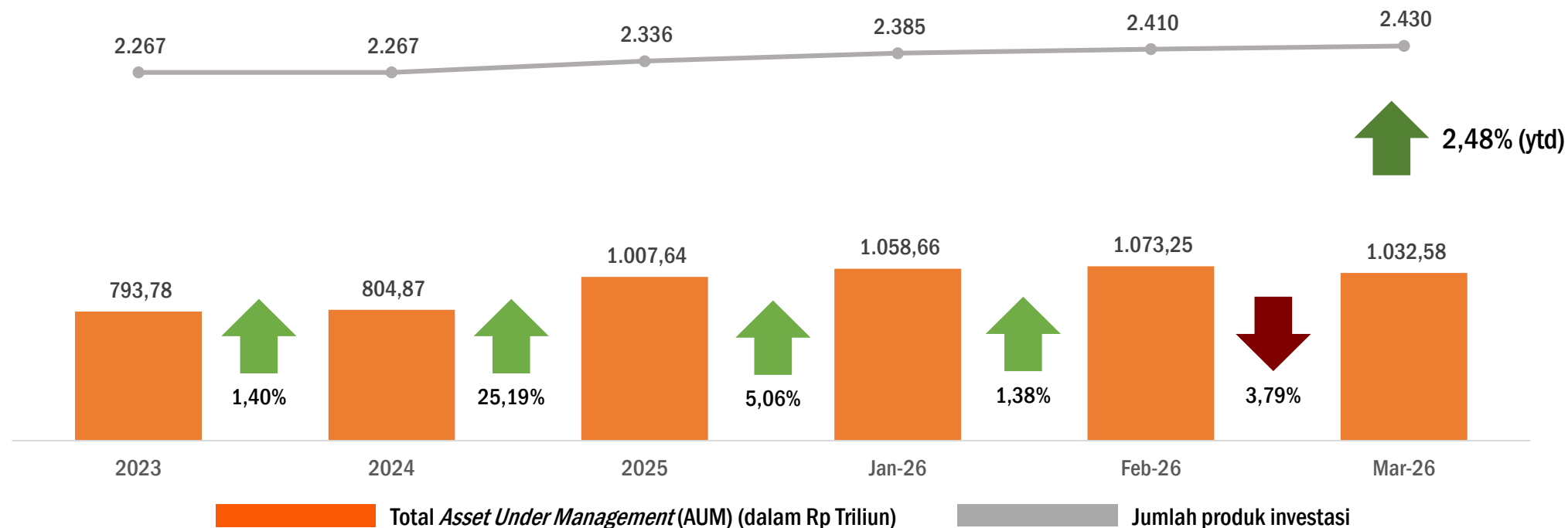
Feb-26

Mar-26



Catatan:
Jumlah investor mencakup SID yang memiliki saldo

Pertumbuhan AUM di S-INVEST



Tahun	2022	2023	2024	2025	2026
Frekuensi <i>Subscription</i>	23.691.024	17.948.081	15.937.601	20.631.492	8.293.265
Frekuensi <i>Redemption</i>	8.454.311	6.958.783	7.399.804	9.414.601	4.391.679

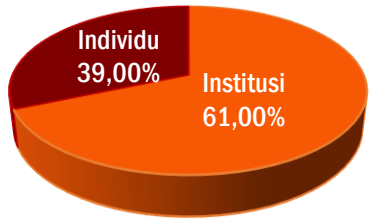
Resilient by Design:
Fostering **Trust and Growth**
through **Embracing Advancement**

Catatan:
Data AUM Januari ditarik pada tanggal 11 Februari 2026 pukul 13.09
Data AUM Februari ditarik pada tanggal 12 Maret 2026 pukul 08.39
Data AUM Maret ditarik pada tanggal 13 April 2026 pukul 08.51

Tipe Produk Investasi	Jumlah Produk Investasi		Total AUM (Rp Triliun)	
	Mar 2026	Feb 2026	Mar 2026	Feb 2026
<i>Capital Protected Fund</i>	343	340	142,07	141,09
<i>Equity Fund</i>	236	237	71,48	78,32
<i>Fixed Income Fund</i>	286	286	244,04	258,10
<i>Money Market Fund</i>	197	198	149,77	143,43
<i>Mixed Asset Fund</i>	150	151	35,89	38,01
<i>Private Equity Fund</i>	37	38	19,78	20,51
<i>Exchange Traded Fund</i>	41	41	17,22	18,08
<i>Index Fund</i>	44	45	10,33	11,11
<i>Global Fund</i>	36	34	15,26	15,03
<i>Infrastructure Fund</i>	5	5	1,99	1,98
<i>Sukuk Based Fund</i>	14	13	9,64	9,94
<i>Real Estate Investment Trust</i>	6	6	11,26	11,12
<i>Discretionary Fund</i>	1035	1.016	303,85	326,53
Total	2.430	2.410	1.032,58	1.073,25

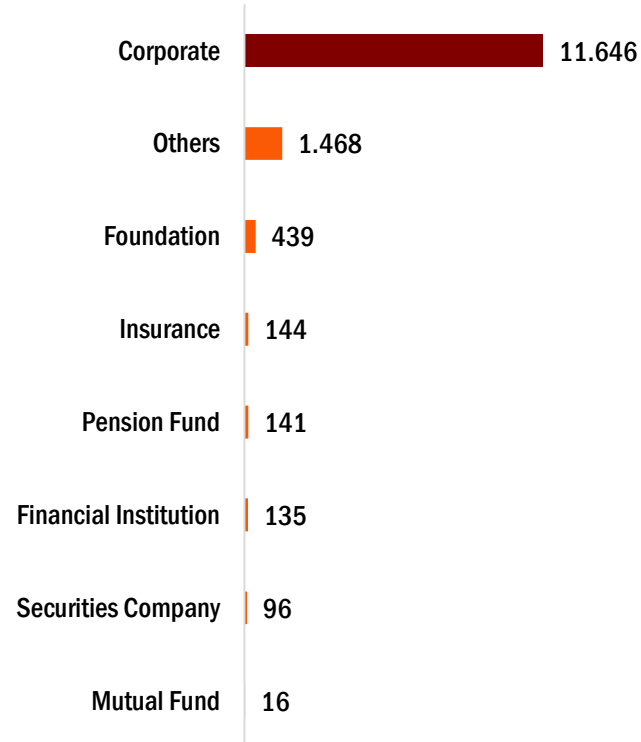
S-INVEST

Persentase Nilai
AUM*

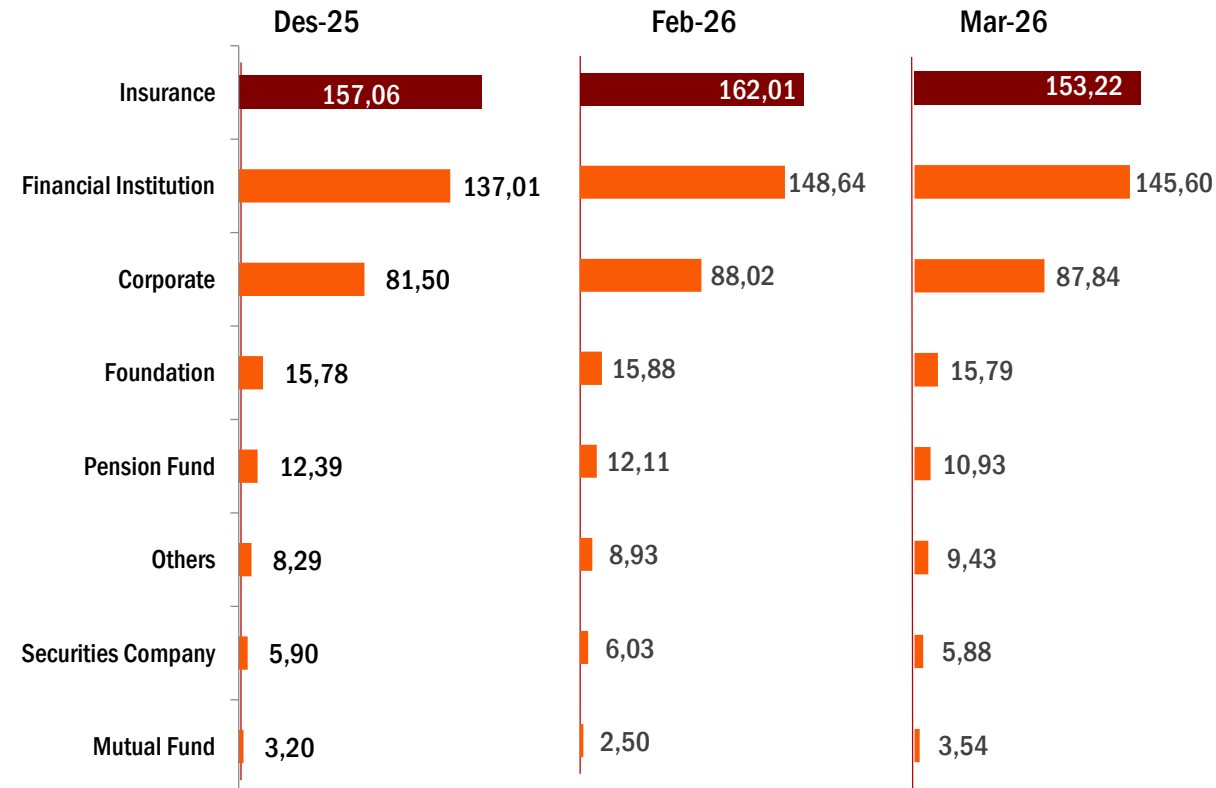


S-INVEST

Jumlah Investor



Nilai AUM Reksa Dana (Triliun Rupiah)



Resilient by Design:
Fostering **Trust and Growth**
through **Embracing Advancement**

Catatan:
Jumlah investor mencakup SID yang memiliki saldo
*Tidak termasuk KPD



PT Kustodian Sentral Efek Indonesia

Gedung Bursa Efek Indonesia Tower II Lt. 3
Jl. Jend Sudirman Kav. 52-53, Jakarta 12190
Call Center: (62-21) 515 2855
Toll Free: 0800 186 5734

Email: psp@ksei.co.id

 www.ksei.co.id

 [@ksei.official](https://www.instagram.com/ksei.official)

 [KSEI](https://www.facebook.com/KSEI)

 [@OfficialKSEI](https://twitter.com/OfficialKSEI)

 [Kustodian Sentral Efek Indonesia](https://www.youtube.com/KustodianSentralEfekIndonesia)

 [Kustodian Sentral Efek Indonesia](https://www.linkedin.com/KustodianSentralEfekIndonesia)

 [ksei.official](https://www.tiktok.com/ksei.official)