

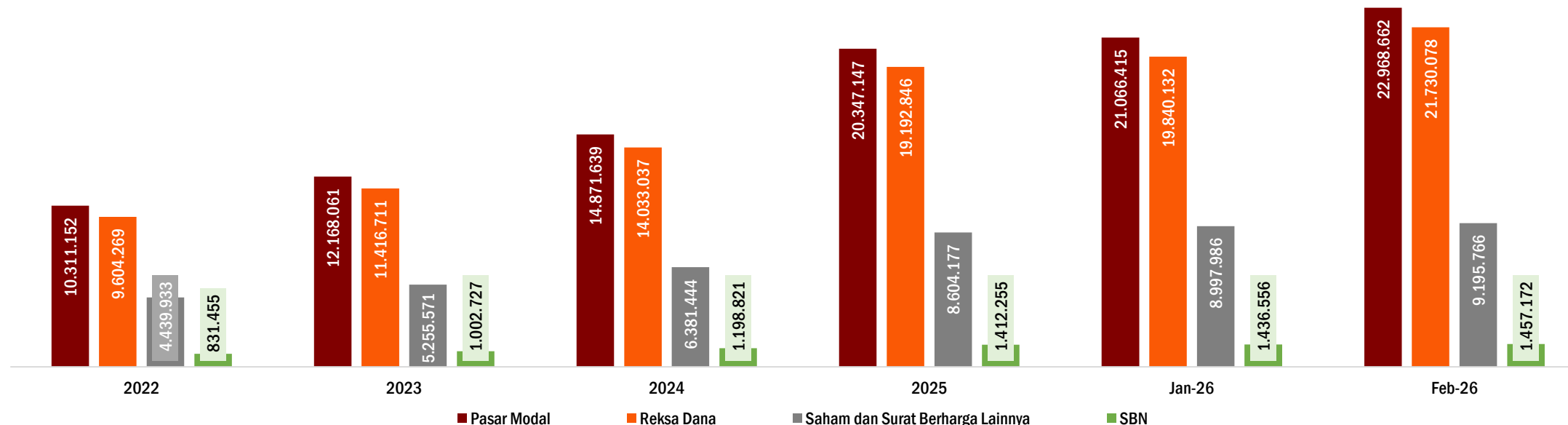
Statistik Pasar Modal Indonesia

Februari 2026

Catatan:

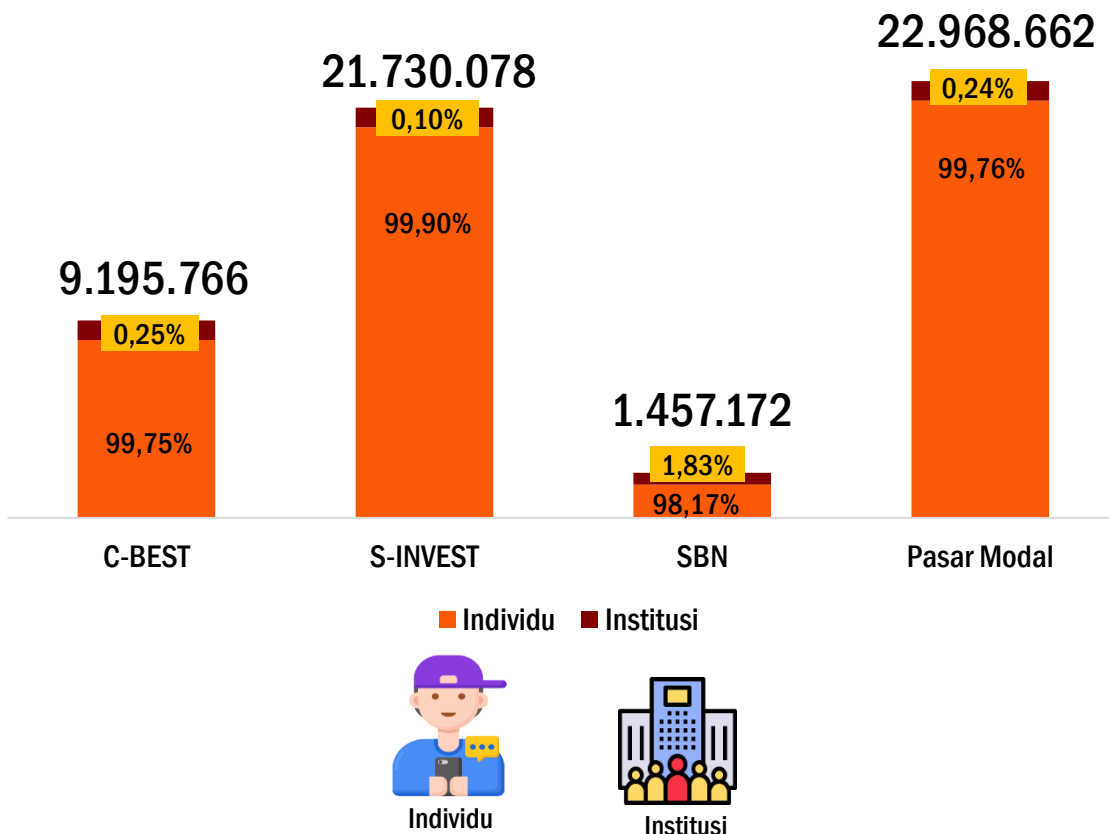
1. Data merepresentasikan posisi hari Bursa terakhir di bulan Februari 2026.
2. Data Demografi dan Sebaran Investor Domestik mencakup seluruh data investor Pasar Modal Indonesia.
3. Nilai aset pada Demografi dan Sebaran Investor adalah data aset yang disimpan dan dikelola di sistem KSEI (C-BEST dan S-INVEST).
4. **C-BEST**: platform elektronik yang mendukung aktivitas penyelesaian transaksi saham dan surat berharga lainnya.
5. **S-INVEST**: platform elektronik yang mengadministrasikan pelaporan dan penyelesaian transaksi reksa dana.

Resilient by Design:
Fostering Trust and Growth
through Embracing Advancement



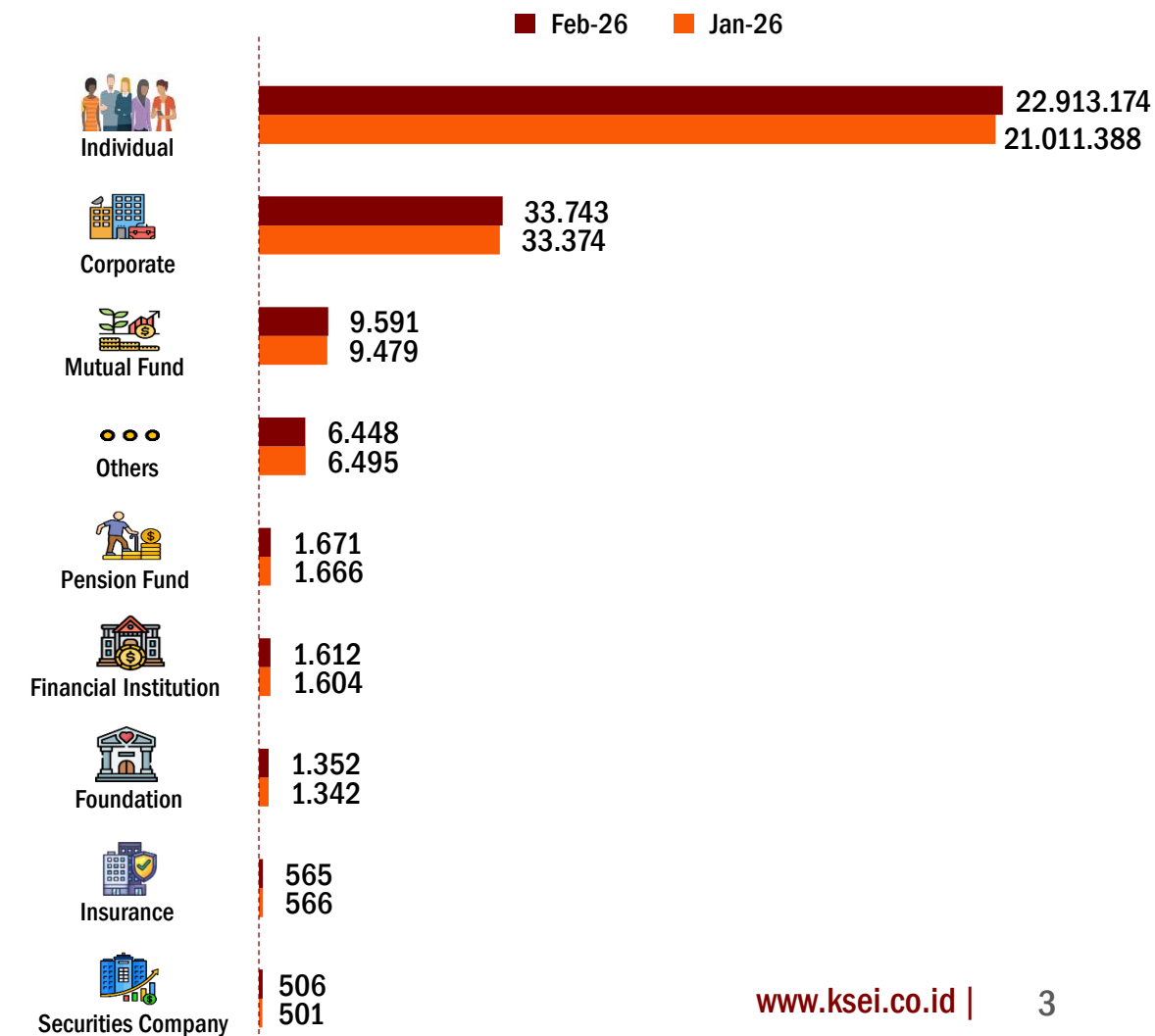
SID	Pertumbuhan investor					
	2022	2023	2024	2025	Jan-26	Feb-26
Pasar Modal	37,68% ↑	18,01% ↑	22,22% ↑	36,82% ↑	3,53% ↑	9,03% ↑
Reksa Dana	40,41% ↑	18,87% ↑	22,92% ↑	36,77% ↑	3,37% ↑	9,53% ↑
Saham dan Surat Berharga Lainnya*	28,64% ↑	18,37% ↑	21,42% ↑	34,83% ↑	4,58% ↑	2,20% ↑
SBN	36,05% ↑	20,60% ↑	19,56% ↑	17,80% ↑	1,72% ↑	1,44% ↑

Komposisi Individu-Institusi

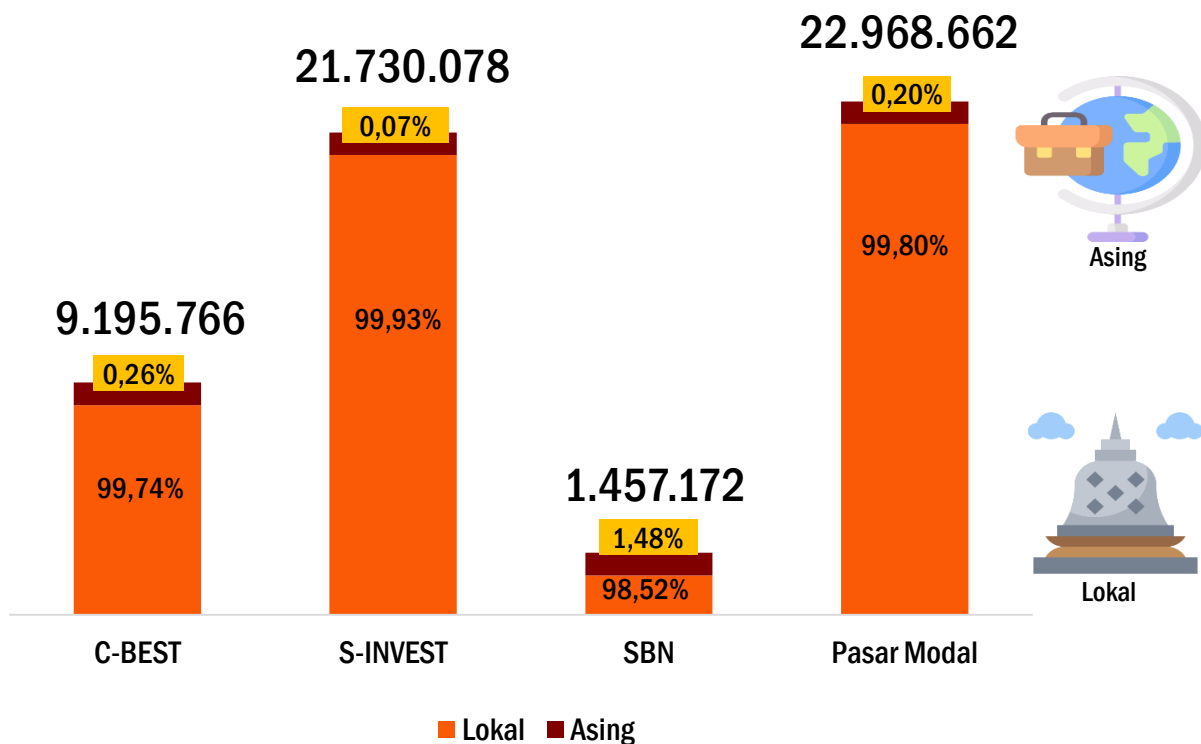


Resilient by Design:
Fostering **Trust and Growth**
through **Embracing Advancement**

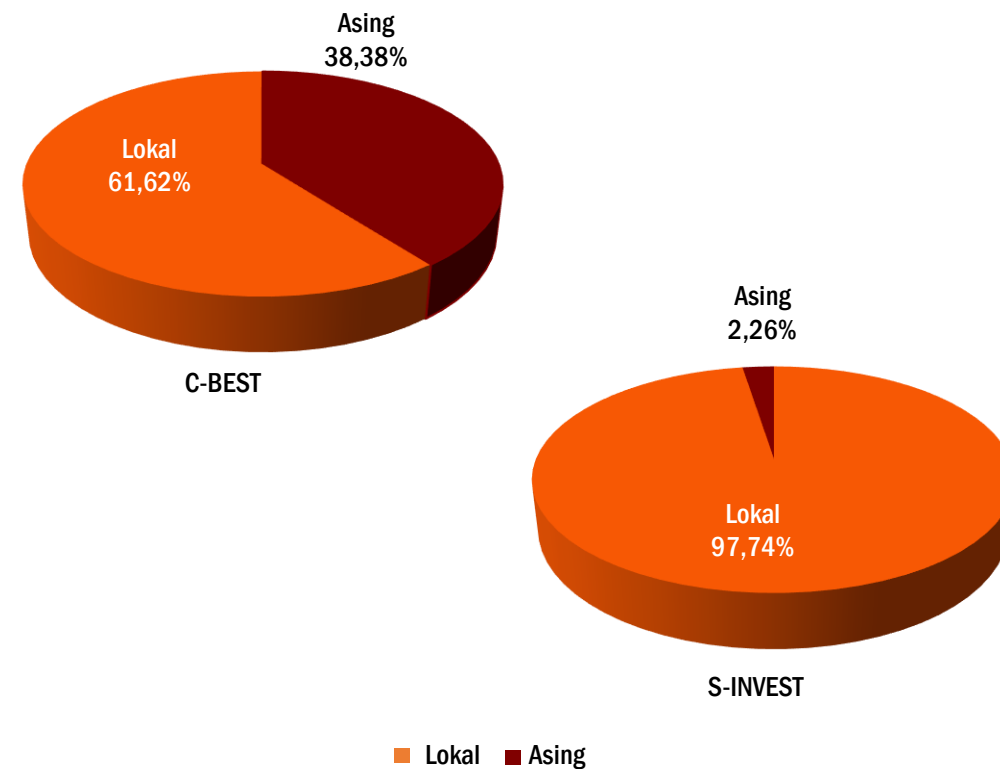
Komposisi Detail Investor



Komposisi Investor



Komposisi Aset

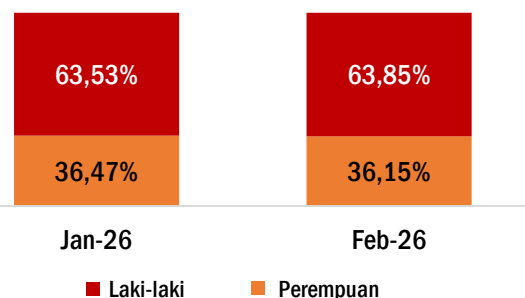


Resilient by Design:
Fostering **Trust and Growth**
through **Embracing Advancement**

Demografi Investor Individu (1/2)

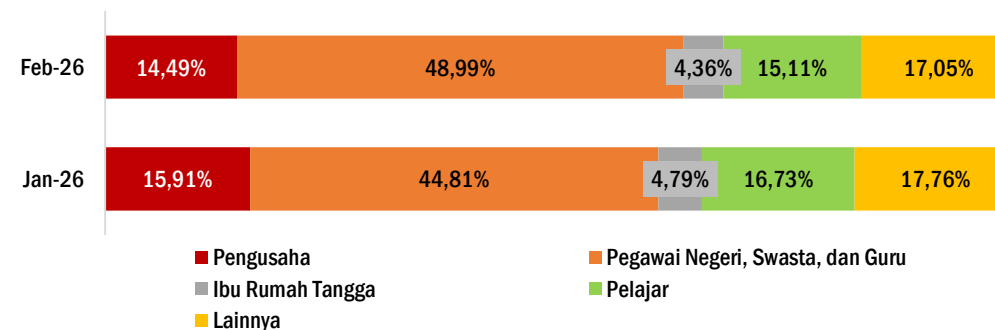
Per Akhir Februari 2026

Jenis Kelamin

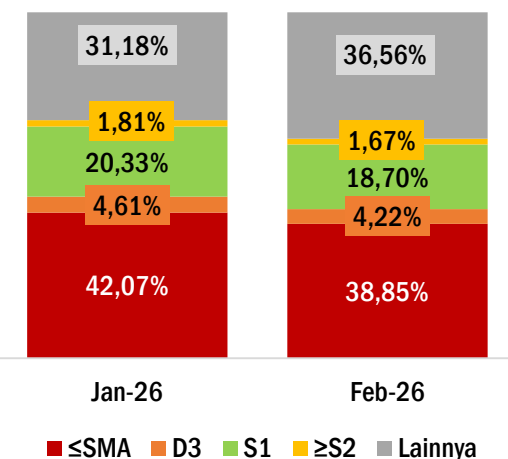


Jenis Kelamin	Aset	
	Jan-26	Feb-26
Laki-laki	Rp1.372,48 T Rp144,77 T	Rp1.350,23 T Rp148,55 T
Perempuan	Rp442,49 T Rp132,95 T	Rp431,09 T Rp136,07 T

Pekerjaan



Pendidikan



Pendidikan	Aset	
	Jan-26	Feb-26
≤SMA	Rp191,49 T Rp44,47 T	Rp194,93 T Rp45,41 T
D3	Rp54,99 T Rp10,10 T	Rp56,26 T Rp10,43 T
S1	Rp908,47 T Rp167,47 T	Rp900,17 T Rp171,76 T
≥S2	Rp176,28 T Rp38,04 T	Rp176,85 T Rp38,88 T
Lainnya*	Rp58,07 T Rp16,44 T	Rp58,93 T Rp16,98 T

*Informasi tidak didefinisikan oleh investor

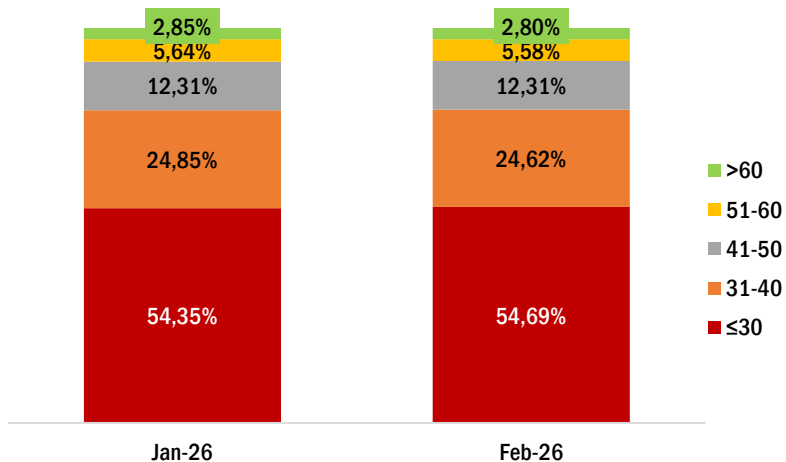
Pekerjaan	Aset	
	Jan-26	Feb-26
Pengusaha	Rp659,21 T Rp105,80 T	Rp652,12 T Rp108,69 T
Pegawai Negeri, Swasta, dan Guru	Rp524,66 T Rp87,76 T	Rp519,06 T Rp90,06 T
Ibu Rumah Tangga	Rp81,81 T Rp24,60 T	Rp82,98 T Rp24,79 T
Pelajar	Rp19,68 T Rp16,58 T	Rp20,06 T Rp16,99 T
Lainnya	Rp556,27 T Rp43,00 T	Rp534,74 T Rp44,11 T

Resilient by Design:

**Fostering Trust and Growth
through Embracing Advancement**


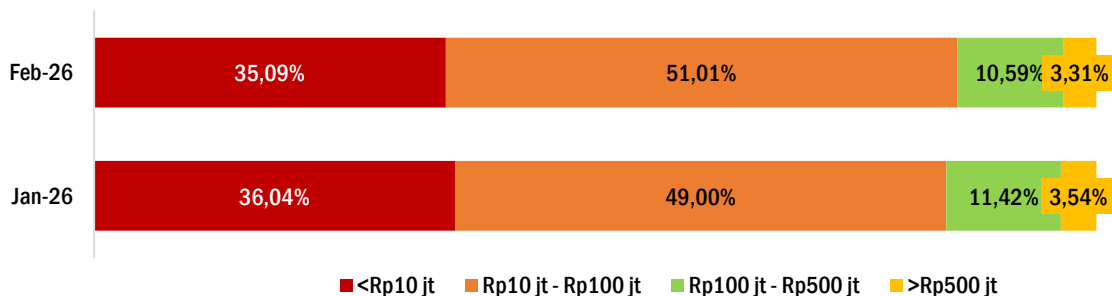
1. Data aset berwarna **jingga** merepresentasikan kepemilikan di **C-BEST**
2. Data aset berwarna **biru** merepresentasikan kepemilikan di **S-INVEST**

Usia



Usia	Aset	
	Jan-26	Feb-26
≤30	Rp57,83 T Rp21,40 T	Rp58,11 T Rp22,03 T
31-40	Rp257,14 T Rp36,73 T	Rp247,63 T Rp37,53 T
41-50	Rp217,19 T Rp47,72 T	Rp218,60 T Rp49,46 T
51-60	Rp332,95 T Rp63,77 T	Rp335,04 T Rp65,61 T
>60	Rp976,42 T Rp108,09 T	Rp949,47 T Rp109,99 T

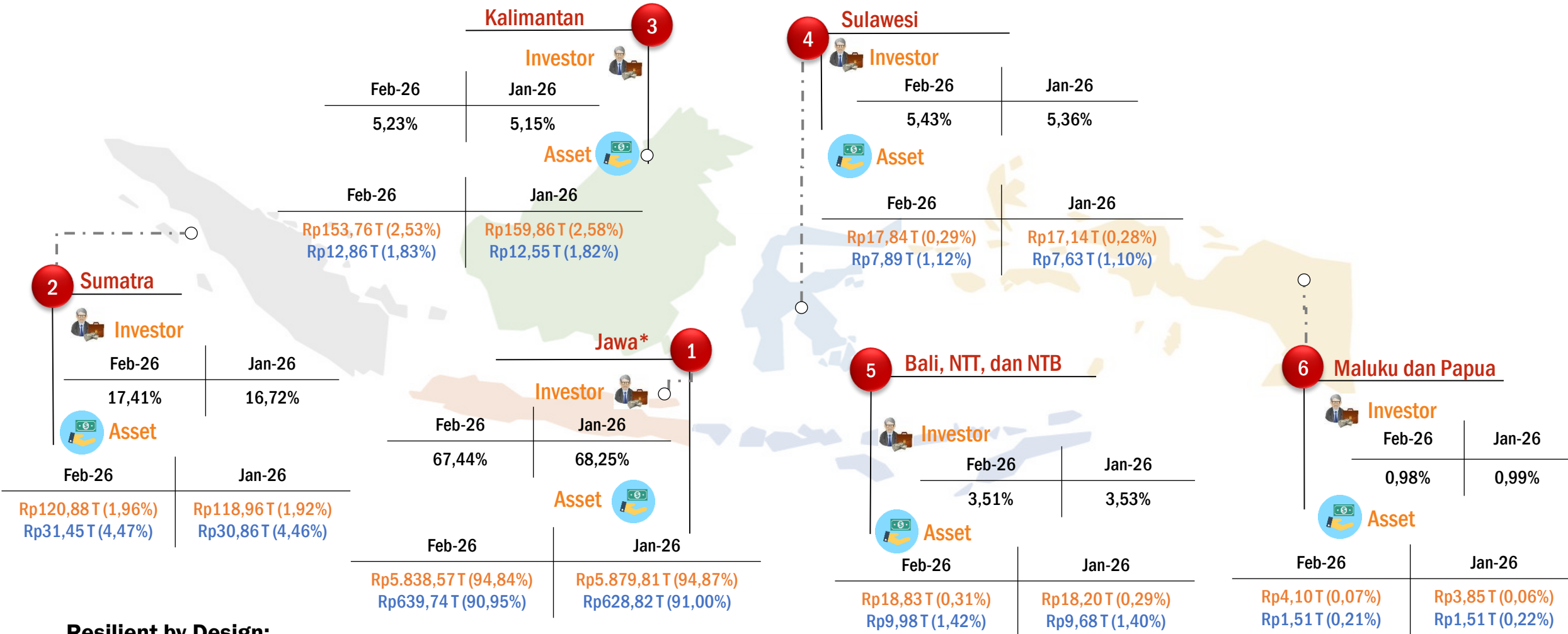
Penghasilan



Penghasilan	Aset	
	Jan-26	Feb-26
<Rp10 jt	Rp199,31 T Rp19,79 T	Rp194,64 T Rp20,06 T
Rp10 jt - Rp100 jt	Rp213,18 T Rp74,20 T	Rp220,41 T Rp75,73 T
Rp100 jt - Rp500 jt	Rp415,29 T Rp77,00 T	Rp404,79 T Rp79,14 T
>Rp500 jt	Rp640,08 T Rp106,31 T	Rp635,62 T Rp109,20 T

Resilient by Design:
Fostering **Trust and Growth**
through **Embracing Advancement**

1. Data aset berwarna **jingga** merepresentasikan kepemilikan di **C-BEST**
2. Data aset berwarna **biru** merepresentasikan kepemilikan di **S-INVEST**



Resilient by Design:
Fostering Trust and Growth
through **Embracing Advancement**

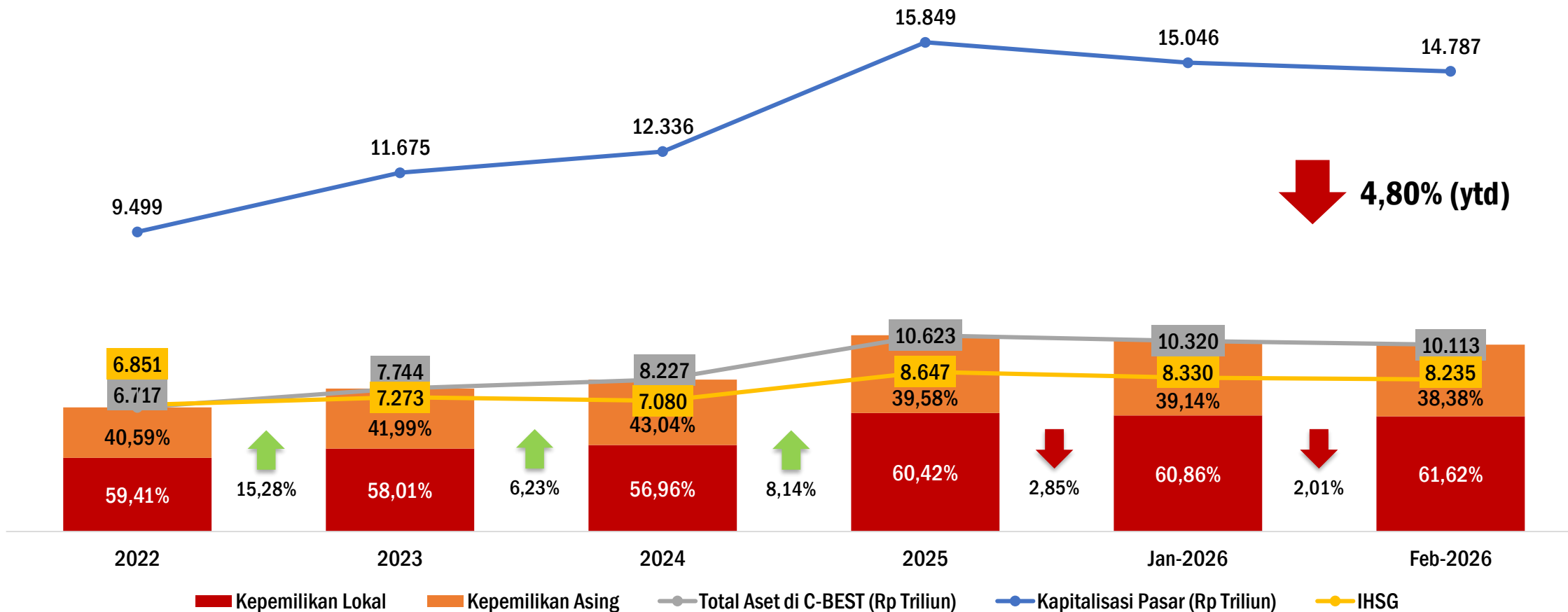
Catatan:

1. Jawa termasuk Investor DKI Jakarta (SID: 18,41% Aset C-BEST 83,89% dan S-INVEST 72,14% senilai Rp5.671,97 T)

2. Data aset berwarna **jingga** merepresentasikan kepemilikan di C-BEST dan **biru** merepresentasikan kepemilikan di S-INVEST

Pertumbuhan Nilai Aset di C-BEST

Per Akhir Februari 2026



Resilient by Design:
Fostering **Trust and Growth**
through **Embracing Advancement**

Detail Aset Tercatat di C-BEST

Per Akhir Februari 2026

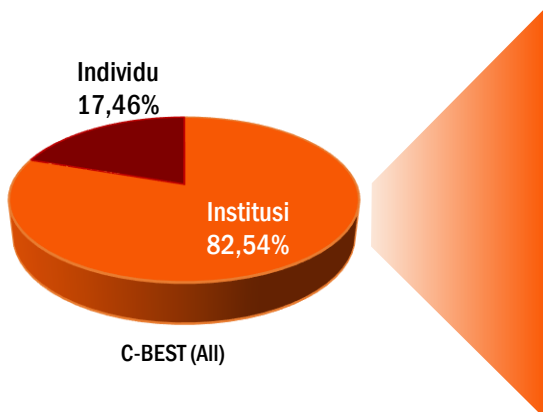
Tipe Efek.	Jumlah Efek		Nilai Efek						Jumlah Investor			
			% Lokal		% Asing		Total (Rp Triliun)		% Lokal		% Asing	
	Feb 26	Jan 26	Feb 26	Jan 26	Feb 26	Jan 26	Feb 26	Jan 26	Feb 26	Jan 26	Feb 26	Jan 26
Equity	1.002	1.002	56,98%	56,46%	43,02%	43,54%	8.980,93	9.235,40	99,59%	99,58%	0,41%	0,42%
Corporate Bond	906	877	98,97%	98,90%	1,03%	1,10%	475,51	458,59	99,06%	99,13%	0,94%	0,87%
Government Bond	72	71	99,40%	99,37%	0,60%	0,63%	168,42	163,95	99,60%	99,58%	0,40%	0,42%
Warrant	16	23	70,56%	36,31%	29,44%	63,69%	0,88	2,34	99,93%	99,93%	0,07%	0,07%
HMETD	0	0	0,00%	0,00%	0,00%	0,00%	0,00	0,00	0,00%	0,00%	0,00%	0,00%
Term Notes	180	181	99,07%	99,07%	0,93%	0,93%	89,32	89,38	97,61%	97,62%	2,39%	2,38%
Negotiable Certificate of Deposit	23	24	100,00%	100,00%	0,00%	0,00%	3,29	3,30	100,00%	100,00%	0,00%	0,00%
Mutual Fund	41	41	76,68%	74,26%	23,32%	25,74%	12,08	11,24	99,76%	99,65%	0,24%	0,35%
SBSN	52	52	99,94%	99,93%	0,06%	0,07%	244,38	223,37	99,95%	99,95%	0,05%	0,05%
SPN	9	11	100,00%	100,00%	0,00%	0,00%	0,19	0,25	100,00%	100,00%	0,00%	0,00%
Sukuk	338	326	99,82%	99,81%	0,18%	0,19%	105,78	100,79	99,45%	99,44%	0,55%	0,56%
EBA	9	9	100,00%	100,00%	0,00%	0,00%	3,89	3,92	100,00%	100,00%	0,00%	0,00%
Dana Investasi Real Estate	3	3	61,53%	61,53%	38,47%	38,47%	18,11	18,12	99,44%	99,43%	0,56%	0,57%
Equity Crowdfunding	266	265	99,66%	99,66%	0,34%	0,34%	0,71	0,70	99,98%	99,98%	0,02%	0,02%
Debt Crowdfunding	29	32	74,99%	72,66%	25,01%	27,34%	0,07	0,06	99,77%	99,72%	0,23%	0,28%
Sukuk Crowdfunding	199	199	99,86%	99,86%	0,14%	0,14%	0,35	0,35	99,97%	99,97%	0,03%	0,03%
Structured Warrant	521	504	100,00%	100,00%	0,00%	0,00%	7,14	6,54	99,96%	99,95%	0,04%	0,05%
Bank Indonesia Rupiah Securities	9	8	100,00%	100,00%	0,00%	0,00%	0,21	0,20	100,00%	100,00%	0,00%	0,00%
Commercial Paper	3	3	100,00%	100,00%	0,00%	0,00%	0,45	0,45	100,00%	100,00%	0,00%	0,00%
Perpetual Bonds	2	2	100,00%	100,00%	0,00%	0,00%	1,34	1,34	100,00%	100,00%	0,00%	0,00%
TOTAL	3.680	3.633	61,62%	60,86%	38,38%	39,14%	10.113,06	10.320,28	99,65%	99,64%	0,35%	0,36%

Komposisi Kepemilikan Investor Institusi

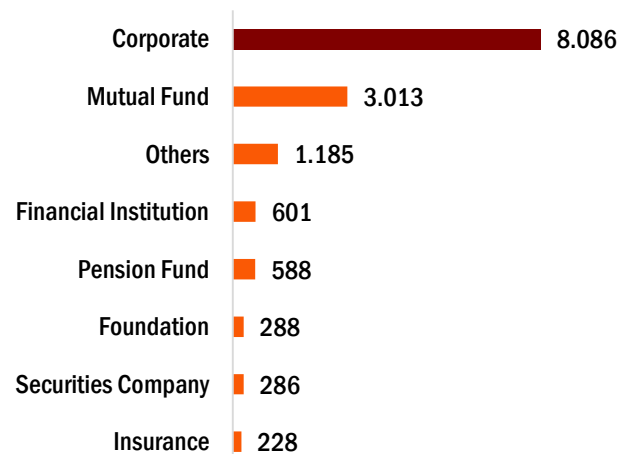
Per Akhir Februari 2026

C-BEST (All)

Persentase Nilai Aset

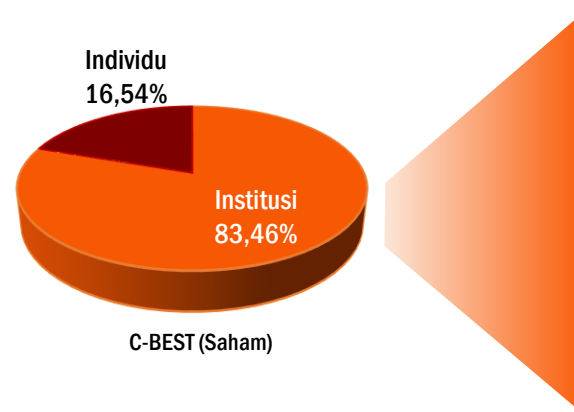


Jumlah Investor

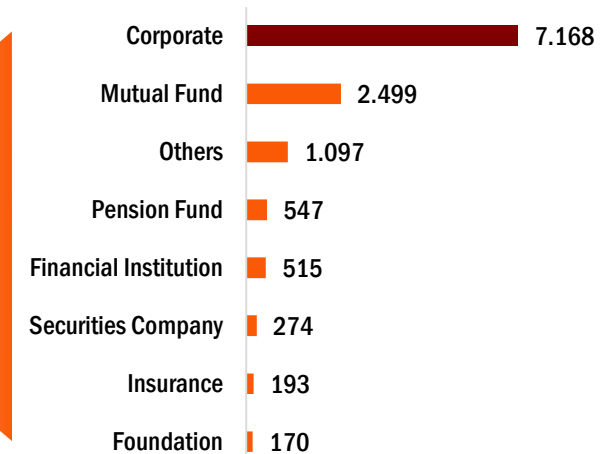


C-BEST (Saham)

Persentase Nilai Aset



Jumlah Investor

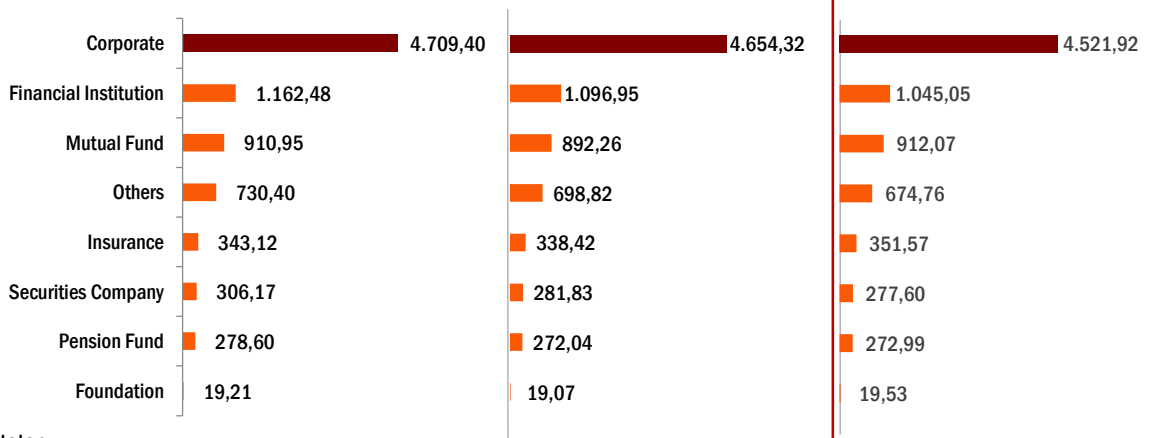


Nilai Efek (Triliun Rupiah)

Des-25

Jan-26

Feb-26

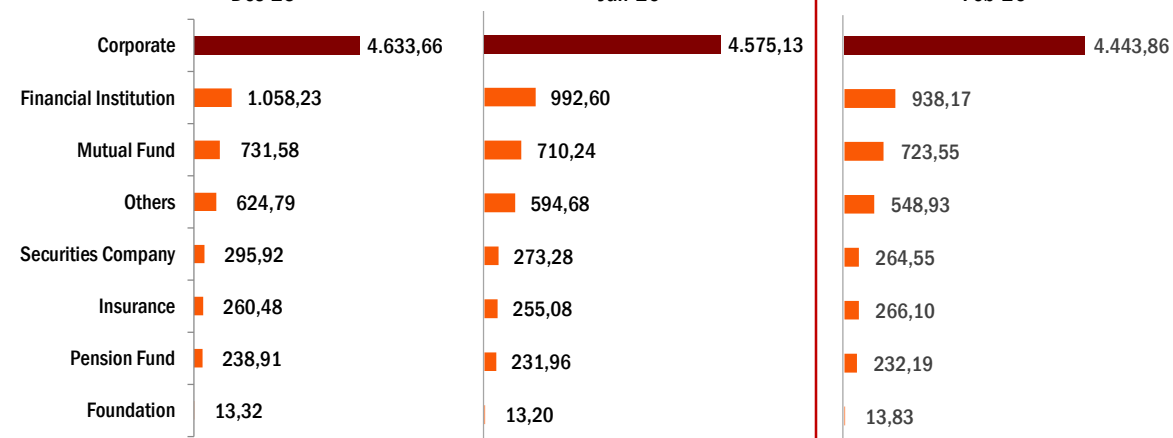


Nilai Efek (Triliun Rupiah)

Des-25

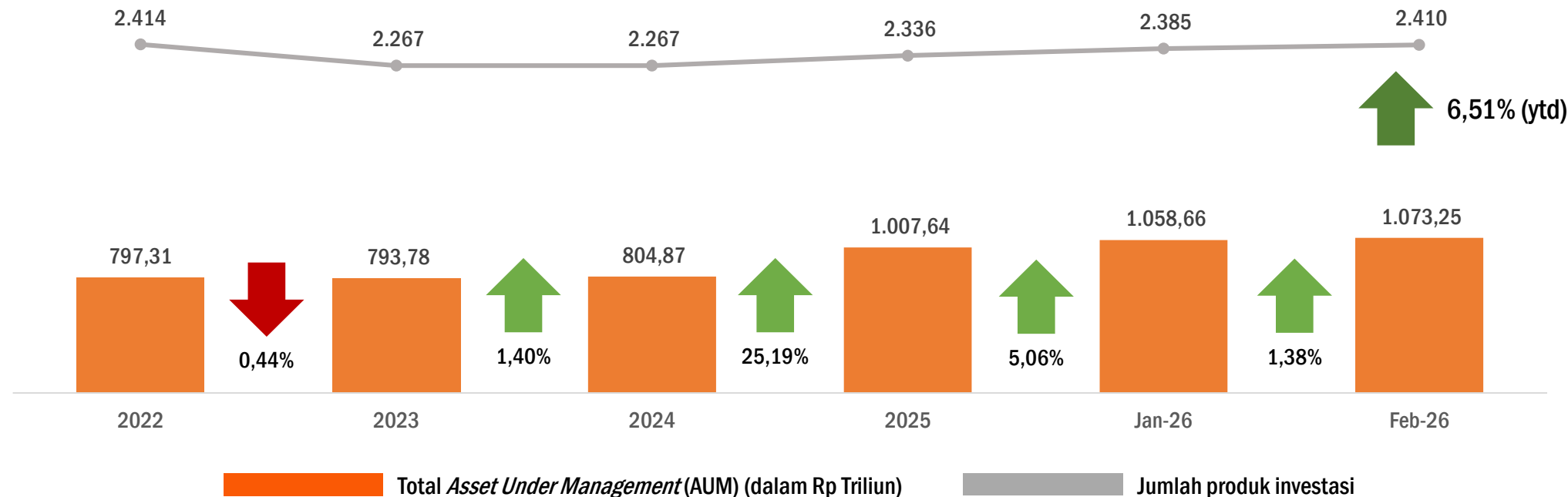
Jan-26

Feb-26



Catatan:
Jumlah investor mencakup SID yang memiliki saldo

Pertumbuhan AUM di S-INVEST



Tahun	2022	2023	2024	2025	2026
Frekuensi <i>Subscription</i>	23.691.024	17.948.081	15.937.601	20.631.492	5.220.785
Frekuensi <i>Redemption</i>	8.454.311	6.958.783	7.399.804	9.414.601	2.750.275

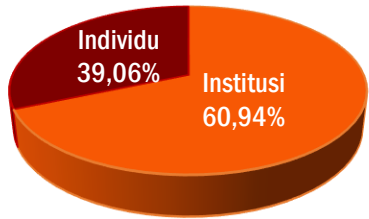
Tipe Produk Investasi	Jumlah Produk Investasi		Total AUM (Rp Triliun)	
	Feb 2026	Jan 2026	Feb 2026	Jan 2026
<i>Capital Protected Fund</i>	340	333	141,09	137,44
<i>Equity Fund</i>	237	238	78,32	75,40
<i>Fixed Income Fund</i>	286	286	258,10	251,19
<i>Money Market Fund</i>	198	202	143,43	149,17
<i>Mixed Asset Fund</i>	151	152	38,01	34,27
<i>Private Equity Fund</i>	38	37	20,51	19,71
<i>Exchange Traded Fund</i>	41	41	18,08	17,26
<i>Index Fund</i>	45	42	11,11	9,40
<i>Global Fund</i>	34	33	15,03	12,96
<i>Infrastructure Fund</i>	5	5	1,98	1,98
<i>Sukuk Based Fund</i>	13	13	9,94	10,30
<i>Real Estate Investment Trust</i>	6	5	11,12	10,82
<i>Discretionary Fund</i>	1.016	998	326,53	328,77
Total	2.410	2.385	1.073,25	1.058,66

Komposisi Kepemilikan Investor Institusi

Per Akhir Februari 2026

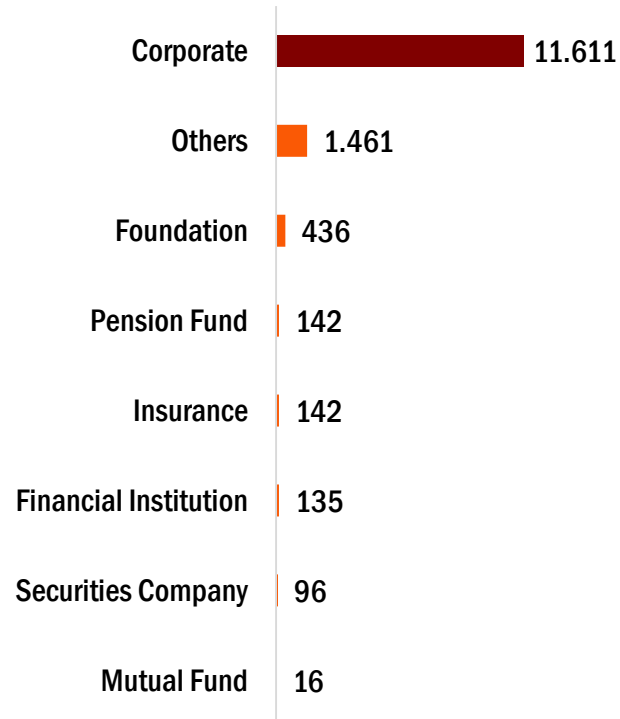
S-INVEST

Persentase Nilai
AUM*

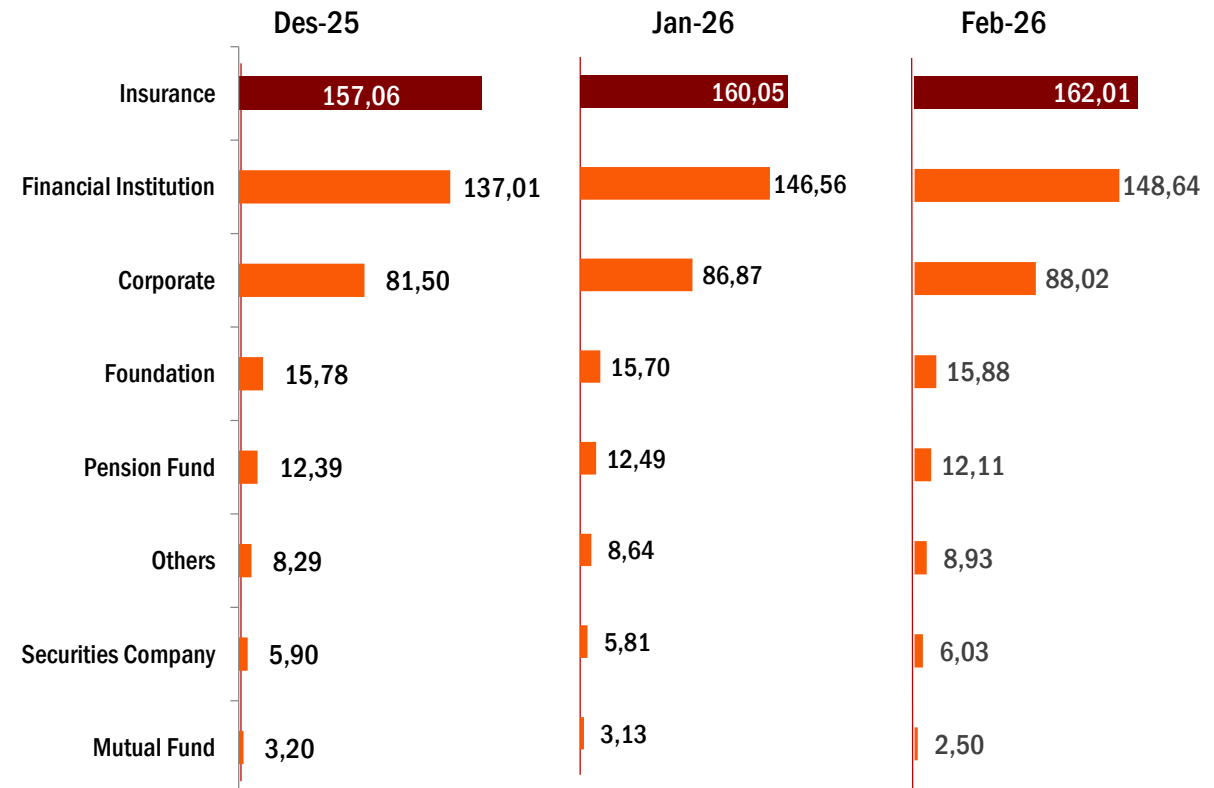


S-INVEST

Jumlah Investor



Nilai AUM Reksa Dana (Triliun Rupiah)



Resilient by Design:
Fostering **Trust and Growth**
through **Embracing Advancement**

Catatan:
Jumlah investor mencakup SID yang memiliki saldo
*Tidak termasuk KPD



PT Kustodian Sentral Efek Indonesia

Gedung Bursa Efek Indonesia Tower II Lt. 3
Jl. Jend Sudirman Kav. 52-53, Jakarta 12190
Call Center: (62-21) 515 2855
Toll Free: 0800 186 5734

Email: psp@ksei.co.id

 www.ksei.co.id

 [@ksei.official](https://www.instagram.com/ksei.official)

 [KSEI](https://www.facebook.com/KSEI)

 [@OfficialKSEI](https://twitter.com/OfficialKSEI)

 [Kustodian Sentral Efek Indonesia](https://www.youtube.com/KustodianSentralEfekIndonesia)

 [Kustodian Sentral Efek Indonesia](https://www.linkedin.com/KustodianSentralEfekIndonesia)

 [ksei.official](https://www.tiktok.com/ksei.official)